

MARGARET GRANT POOL

Interior Renovations 685 Dalhousie Drive BID OPPORTUNITY NO. 12-2013

PROJECT DATA

OWNER: CITY OF WINNIPEG
PLANNING, PROPERTY AND DEVELOPMENT DEPARTMENT
MUNICIPAL ACCOMMODATIONS DIVISION
300-65 GARRY STREET
WINNIPEG, MANITOBA
R3C 4K4

CIVIC ADDRESS: 685 DALHOUSIE DRIVE, WINNIPEG, MB
LEGAL DESCRIPTION: LOT 5 PLAN 10969 DG.S. 100/4 ST. NORBERT (MB)

PROJECT DESCRIPTION:

DESIGN INTENT
INTEGRATION OF THE CITY OF WINNIPEG'S ACCESSIBILITY STANDARDS INTO THE EXISTING BUILDING.

SCOPE OF WORK

WORK CONSISTS OF INTERIOR UPGRADES AND RENOVATIONS OF 4635 S.F. (430,6 S.M.).
INTERIOR RENOVATIONS INCLUDE ADDITION OF TWO (2) SPECIALTY CHANGE ROOMS, TWO (2) UNIVERSAL TOILET ROOMS,
ACCESSIBILITY UPGRADES IN PUBLIC AREAS AND UPDATE OF THREE (3) EXISTING WINDOWS IN THE WASHROOM AREAS.

COORDINATION OF WORK

GENERAL CONTRACTOR IS RESPONSIBLE FOR COORDINATING WORK ASSOCIATED WITH THIS PROJECT. NOTE THAT
ARCHITECTURAL DRAWINGS AND SPECIFICATIONS GOVERN THE DESIGN INTENT OF THIS PROJECT AND DISCREPANCIES
DISCOVERED HEREIN MUST BE COORDINATED WITH CONTRACT ADMINISTRATOR PRIOR TO CONSTRUCTION, BEFORE AND
DURING COURSE OF CONSTRUCTION.



Ownership of Documents:
Drawings and specifications as instruments of service are and shall remain the property of the Architect whether the project for which they are made is executed or not. They are not to be used by the owner on other projects or extensions to this project except by agreement in writing and with appropriate compensation to the Architect.

This drawing shall not be scaled. Follow given dimensions only.

LIST OF DRAWINGS

ARCHITECTURAL	
G-000	SITE PLAN & PROJECT DATA
G-001	BUILDING CODE ANALYSIS, FIRE SEPARATION PLAN AND SYMBOL & ABBREVIATION LEGENDS
AD-101	DEMOLITION PLANS
A-101	CRAWLSPACE PLAN
A-102	RENOVATION FLOOR & REFLECTED CEILING PLANS
A-103	ROOF PLAN
A-201	EXTERIOR ELEVATIONS & BUILDING SECTION
A-301	WALL SECTION & DETAILS
A-401	ENLARGED FLOOR PLAN
A-402	INTERIOR ELEVATIONS
A-403	INTERIOR ELEVATIONS
A-404	INTERIOR ELEVATIONS
A-501	DETAILS
A-502	DETAILS
A-503	MILLWORK DETAILS
A-504	MILLWORK DETAILS
A-505	RECEPTION DESK DETAILS
A-601	FLOOR PATTERN PLAN
A-602	FLOOR SLOPE PLAN
A-701	SCHEDULES

STRUCTURAL

S-1 PARTIAL ROOF FRAMING PLAN SECTIONS

MECHANICAL


M01	MECHANICAL MAIN FLOOR PLAN - PLUMBING DEMOLITION
M02	MECHANICAL MAIN FLOOR PLAN - HVAC DEMOLITION
M03	MECHANICAL MAIN FLOOR PLAN - NEW PLUMBING
M04	MECHANICAL MAIN FLOOR PLAN - NEW HVAC
M05	MECHANICAL ROOF PLAN - NEW HVAC
M06	MECHANICAL SECTIONS AND DETAILS
M07	MECHANICAL DOMESTIC WATER PIPING SCHEMATIC
M08	MECHANICAL PIPING SCHEMATIC
M09	MECHANICAL CONTROLS SCHEMATIC

ELECTRICAL

E01	ELECTRICAL MAIN FLOOR PLAN - DEMOLITION
E02	ELECTRICAL MAIN FLOOR PLAN - POWER AND SYSTEMS
E03	ELECTRICAL MAIN FLOOR PLAN - LIGHTNING
E04	ELECTRICAL SINGLE LINE DIAGRAM & FIRE ALARM RISER
E05	ELECTRICAL SCHEDULES - SHEET 1
E06	ELECTRICAL SCHEDULES - SHEET 2

ISSUED FOR

0 TENDER



ARCHITECT / PRIME CONSULTANT

SYNYSHYN
ARCHITECTURE + INTERIOR DESIGN INC.

MANITOBA • ALBERTA
T: 204.947-1100
F: 204.956-5742

603-63 Albert Street
Winnipeg, Manitoba
R3B 1G4 Canada
info@synyshyn.com
www.synyshyn.com

ENGINEERING CONSULTANT

KGS GROUP
885 Waverley Street Winnipeg, Manitoba
R3T 5P4 Canada
T: 204.886.1209
F: 204.896.0754

ENGINEERING CONSULTANT

CROSIER KILGOUR & PARTNERS Ltd.
300-275 Carlton Street Winnipeg, Manitoba
R3C 5R6 Canada
T: 204.943.7501
F: 204.943.7507

OWNER

CITY OF WINNIPEG
Planning, Property and Development Department
Municipal Accommodations Division
300-65 Garry Street Winnipeg, Manitoba
R3C 4K4 Canada

PROJECT TITLE

**MARGARET GRANT POOL
INTERIOR RENOVATIONS
BID OPPORTUNITY
NO.12-2013**

685 DALHOUSIE DRIVE


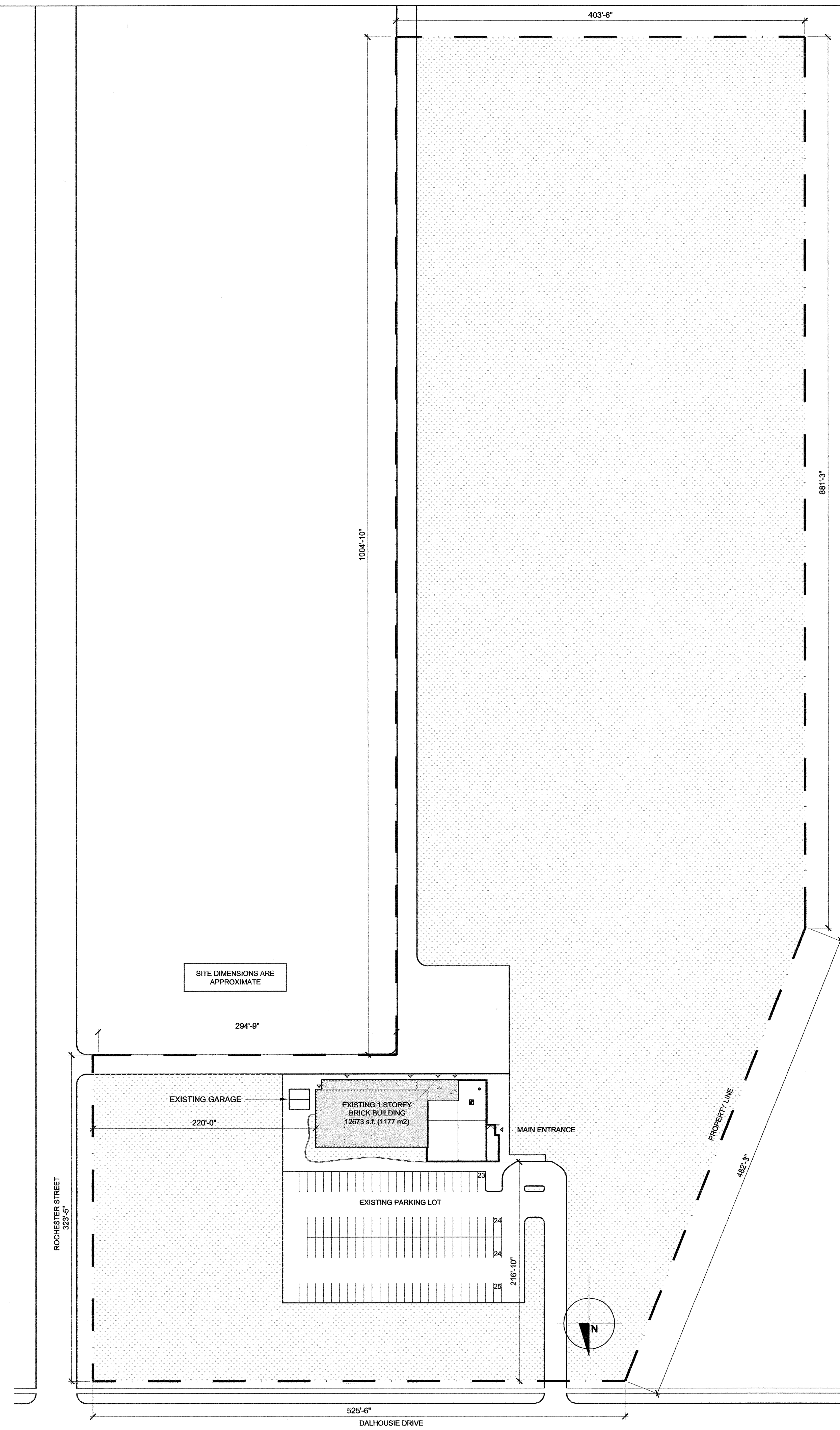
DRAWING TITLE

**SITE PLAN &
PROJECT DATA**

DESIGNED BY JS DRAWN BY LB

ISSUE DATE 02.06.2013 REVISION No.

PROJECT No. 12904 DRAWING No. **G-000**



2 EXTERIOR PERSPECTIVE

1 SITE PLAN
G-000 Scale 1/64" = 1'-0"