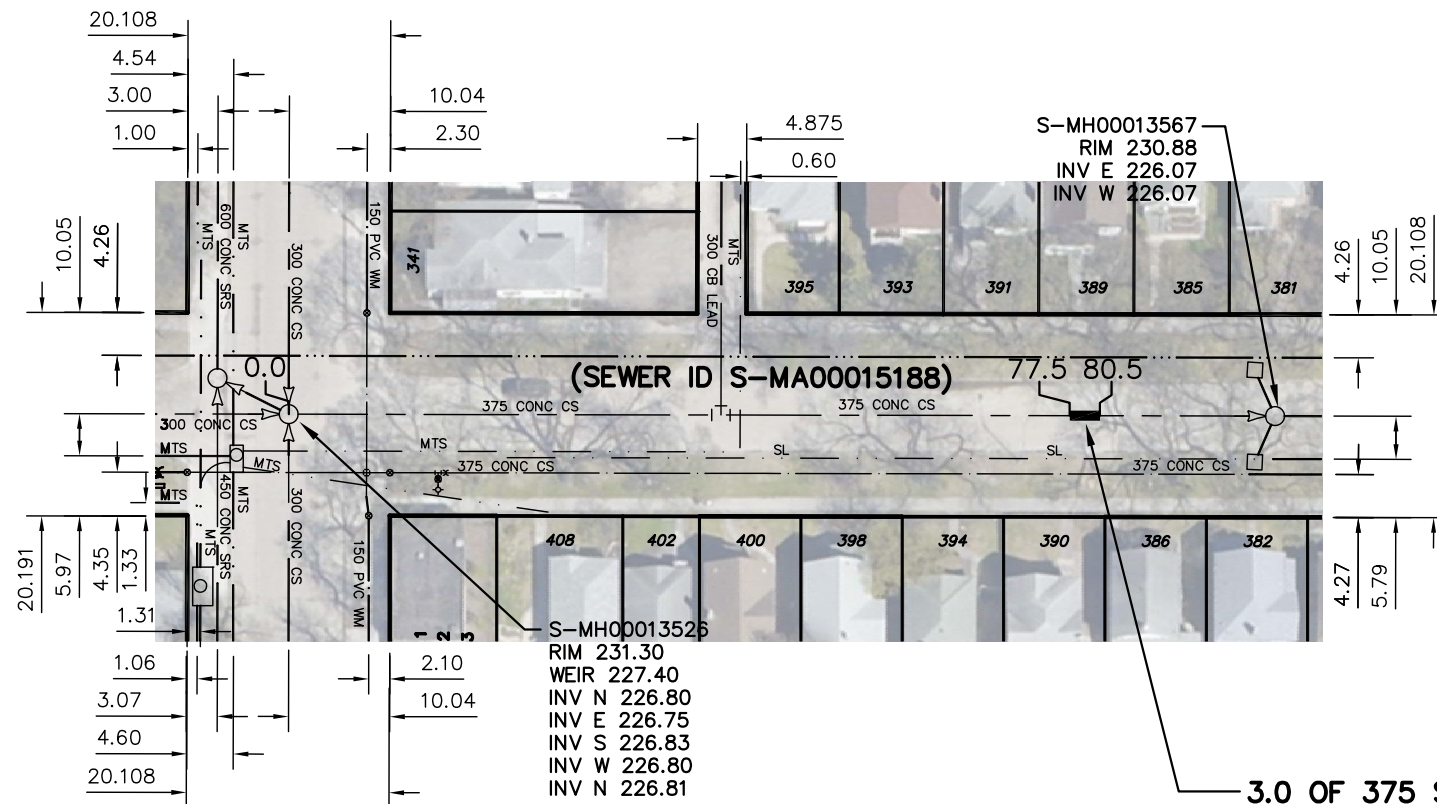
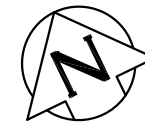


SALTER ST

COLLEGE AVENUE



SEWER JUNCTION INFORMATION FROM SEWER VIDEO INSPECTION		
SEWER ID S-MA00015188		
DISTANCE FROM MH ID S-MH00013526		
DISTANCE	DIAMETER	CLOCK
7.4	100	1
19.2	150	11
38.7	150	2
42.9	150	10
48.4	100	11
49.2	100	2
57.8	100	10
58.5	100	1
68.0	150	10
69.0	150	2
78.8	150	11
79.4	150	2
88.8	150	11
89.4	150	1

3.0 OF 375 SDR35 PVC SEWER REPAIR (SD-022A) INCLUDING 2 SERVICE CONNECTIONS.


WARNING

IF POWER EQUIPMENT OR EXPLOSIVES ARE TO BE USED FOR EXCAVATION ON THIS PROJECT THE CONTRACTOR MUST:

- 1) NOTIFY THE GAS COMPANY OF THE PROPOSED LOCATION OF EXCAVATION.
- 2) TAKE PRECAUTION TO AVOID DAMAGE TO GAS COMPANY INSTALLATIONS.

SEE PROVINCIAL REGULATION 210/72 FOR DETAILS

METRIC
WHOLE NUMBERS INDICATE MILLIMETRES
DECIMALIZED NUMBERS INDICATE METRES



<p>LOCATION APPROVED UNDERGROUND STRUCTURES</p> <p>SUPV. U/G STRUCTURES COMMITTEE _____ DATE _____</p> <p>NOTE: LOCATION OF UNDERGROUND STRUCTURES AS SHOWN ARE BASED ON THE BEST INFORMATION AVAILABLE BUT NO GUARANTEE IS GIVEN THAT ALL EXISTING UTILITIES ARE SHOWN OR THAT THE GIVEN LOCATIONS ARE EXACT. CONFIRMATION OF EXISTENCE AND EXACT LOCATION OF ALL SERVICES MUST BE OBTAINED FROM THE INDIVIDUAL UTILITIES BEFORE PROCEEDING WITH CONSTRUCTION.</p>	<p>B.M. ELEV.</p> <p>CONSTRUCTION COMPLETION DATE: YYYY MM DD</p>	<table border="1" style="width:100%; border-collapse: collapse;"> <tr> <td>DESIGNED BY</td> <td>TS</td> <td>CHECKED BY</td> <td>SC</td> </tr> <tr> <td>DRAWN BY</td> <td>RS</td> <td>APPROVED BY</td> <td>KZ</td> </tr> <tr> <td>SCALE:</td> <td colspan="3">1:750</td> </tr> <tr> <td>HORIZONTAL</td> <td colspan="3"></td> </tr> <tr> <td>VERTICAL</td> <td colspan="3"></td> </tr> </table>	DESIGNED BY	TS	CHECKED BY	SC	DRAWN BY	RS	APPROVED BY	KZ	SCALE:	1:750			HORIZONTAL				VERTICAL				<p>ENGINEER'S SEAL</p> <p>ORIGINAL SIGNED BY S.R.J. COURNOYER 14-01-06</p> <p>CONSULTANT DRAWING NUMBER _____</p>	<p>THE CITY OF WINNIPEG WATER AND WASTE DEPARTMENT ENGINEERING DIVISION</p> <p>2013 SEWER RENEWALS AND REPAIRS</p> <p>COLLEGE AVENUE MH AT SALTER STREET TO 1ST MH E OF SALTER STREET</p>	<p>SHEET 10 OF 32</p> <p>CITY DRAWING NUMBER</p> <p style="font-size: 24pt; text-align: center;">10701</p>
	DESIGNED BY	TS	CHECKED BY	SC																					
DRAWN BY	RS	APPROVED BY	KZ																						
SCALE:	1:750																								
HORIZONTAL																									
VERTICAL																									
<table border="1" style="width:100%; border-collapse: collapse;"> <thead> <tr> <th>NO.</th> <th>REVISIONS</th> <th>DATE</th> <th>BY</th> </tr> </thead> <tbody> <tr><td> </td><td> </td><td> </td><td> </td></tr> <tr><td> </td><td> </td><td> </td><td> </td></tr> <tr><td> </td><td> </td><td> </td><td> </td></tr> </tbody> </table>	NO.	REVISIONS	DATE	BY													<p>DATE 2014 01 03</p> <p>PLOT DATE: 2014 01 07</p>	<p>FILE PATH: R:\DRAWINGS\SEWER\2013_RENEWALS\EPR's and Renewals\Contract #14\CONSTRUCTION DRAWINGS\COLLEGE AT SALTER.dwg</p>							
NO.	REVISIONS	DATE	BY																						