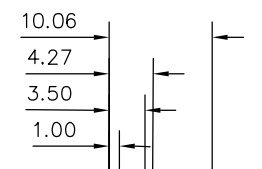
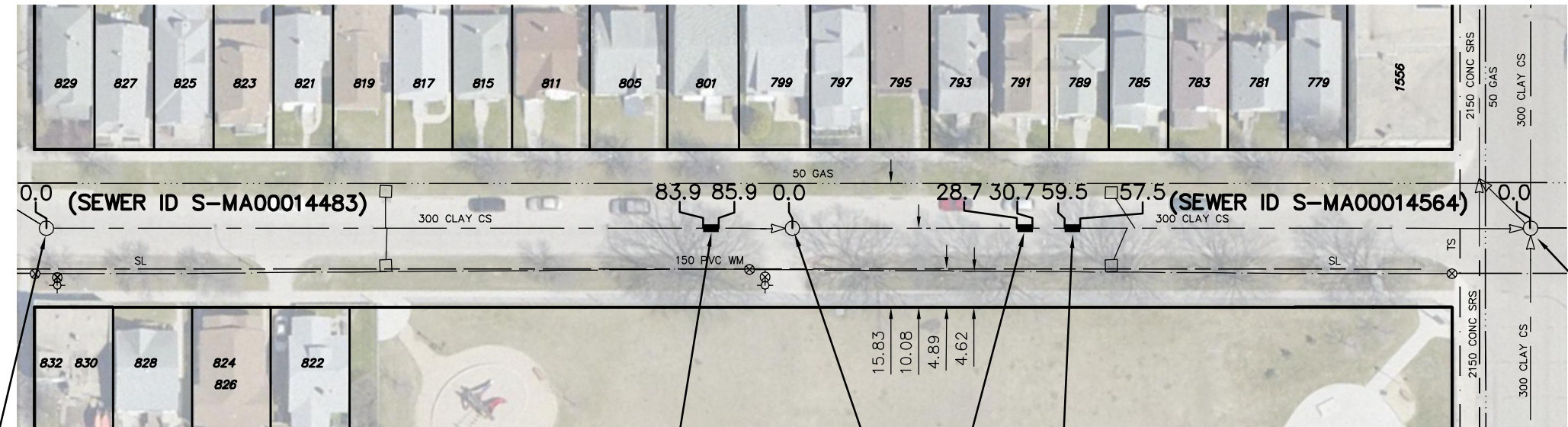
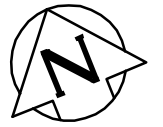


# ABERDEEN AVENUE

SINCLAIR ST

ARLINGTON ST



S-MH00012908  
RIM 231.66  
INV E 229.33  
INV N 229.33

SEWER JUNCTION INFORMATION FROM SEWER VIDEO INSPECTION  
SEWER ID S-MA00014483

DISTANCE FROM MH ID S-MH00012908

DISTANCE	DIAMETER	CLOCK
11.0	150	10
16.3	150	2
19.7	150	10
25.7	150	2
26.3	150	10
34.3	150	10
37.1	150	2
41.2	150	10
42.4	250	10
43.2	250	2
49.4	150	9
65.1	150	10
66.6	150	10
76.2	150	2
80.6	150	10
87.6	150	11
90.8	150	10

2.0 OF 300 SDR35 PVC SEWER REPAIR (SD-022A) REROUTE WATER SERVICE OVER SEWER.

S-MH00013004  
RIM 231.69  
INV E 228.67  
INV W 228.67

2.0 OF 300 SDR35 PVC SEWER REPAIR (SD-022A) REROUTE WATER SERVICE OVER SEWER.

2.0 OF 300 SDR35 PVC SEWER REPAIR (SD-022A) REROUTE WATER SERVICE OVER SEWER.

S-MH00013028  
RIM 231.77  
WEIR 228.73  
INV N 228.42  
INV E 228.44  
INV S 228.42  
INV W 228.44

SEWER JUNCTION INFORMATION FROM SEWER VIDEO INSPECTION  
SEWER ID S-MA00014564

DISTANCE FROM MH ID S-MH00013004

DISTANCE	DIAMETER	CLOCK
9.0	150	10
16.7	150	10
24.4	150	10

SEWER JUNCTION INFORMATION FROM SEWER VIDEO INSPECTION  
SEWER ID S-MA00014564

DISTANCE FROM MH ID S-MH00013028

DISTANCE	DIAMETER	CLOCK
10.7	150	2
23.9	150	2
30.8	150	2
40.5	150	10
47.6	150	2
51.4	250	2
52.1	250	10
54.6	150	2

\*\*\*NOTE: ONE REPAIR IS MEASURED UPSTREAM AND ONE REPAIR IS MEASURED DOWNSTREAM.

### WARNING

IF POWER EQUIPMENT OR EXPLOSIVES ARE TO BE USED FOR EXCAVATION ON THIS PROJECT THE CONTRACTOR MUST:

- 1) NOTIFY THE GAS COMPANY OF THE PROPOSED LOCATION OF EXCAVATION.
- 2) TAKE PRECAUTION TO AVOID DAMAGE TO GAS COMPANY INSTALLATIONS.

SEE PROVINCIAL REGULATION 210/72 FOR DETAILS

**METRIC**  
WHOLE NUMBERS INDICATE MILLIMETRES  
DECIMALIZED NUMBERS INDICATE METRES



<p>LOCATION APPROVED UNDERGROUND STRUCTURES</p> <p>SUPV. U/G STRUCTURES COMMITTEE _____ DATE _____</p> <p>NOTE: LOCATION OF UNDERGROUND STRUCTURES AS SHOWN ARE BASED ON THE BEST INFORMATION AVAILABLE BUT NO GUARANTEE IS GIVEN THAT ALL EXISTING UTILITIES ARE SHOWN OR THAT THE GIVEN LOCATIONS ARE EXACT. CONFIRMATION OF EXISTENCE AND EXACT LOCATION OF ALL SERVICES MUST BE OBTAINED FROM THE INDIVIDUAL UTILITIES BEFORE PROCEEDING WITH CONSTRUCTION.</p>	<p>B.M. ELEV.</p> <p>CONSTRUCTION COMPLETION DATE: YYYY MM DD</p> <table border="1" style="width: 100%; height: 40px;"> <tr><td> </td><td> </td><td> </td><td> </td></tr> </table>					<table border="1" style="width: 100%;"> <tr> <td>DESIGNED BY</td> <td>TS</td> <td>CHECKED BY</td> <td>SC</td> </tr> <tr> <td>DRAWN BY</td> <td>MA</td> <td>APPROVED BY</td> <td>KZ</td> </tr> <tr> <td>SCALE:</td> <td rowspan="2">1:750</td> <td>RELEASED FOR CONSTRUCTION</td> <td> </td> </tr> <tr> <td>HORIZONTAL</td> <td> </td> <td> </td> </tr> <tr> <td>VERTICAL</td> <td> </td> <td> </td> <td> </td> </tr> <tr> <td>DATE</td> <td>2014 01 03</td> <td>DATE</td> <td> </td> </tr> </table> <p>PLOT DATE: 2014 01 03</p>	DESIGNED BY	TS	CHECKED BY	SC	DRAWN BY	MA	APPROVED BY	KZ	SCALE:	1:750	RELEASED FOR CONSTRUCTION		HORIZONTAL			VERTICAL				DATE	2014 01 03	DATE		<p>ENGINEER'S SEAL</p> <p>ORIGINAL SIGNED BY <b>S.R.J. COURNOYER</b> 14-01-06</p> <p>CONSULTANT DRAWING NUMBER -</p>	<p><b>THE CITY OF WINNIPEG</b> WATER AND WASTE DEPARTMENT ENGINEERING DIVISION</p> <p>2013 SEWER RENEWALS AND REPAIRS</p> <p><b>ABERDEEN AVENUE</b> MH AT SINCLAIR STREET TO MH AT ARLINGTON STREET</p>	<p>SHEET <b>2</b> OF <b>32</b></p> <p>CITY DRAWING NUMBER <b>10693</b></p>
DESIGNED BY	TS	CHECKED BY	SC																													
DRAWN BY	MA	APPROVED BY	KZ																													
SCALE:	1:750	RELEASED FOR CONSTRUCTION																														
HORIZONTAL																																
VERTICAL																																
DATE	2014 01 03	DATE																														