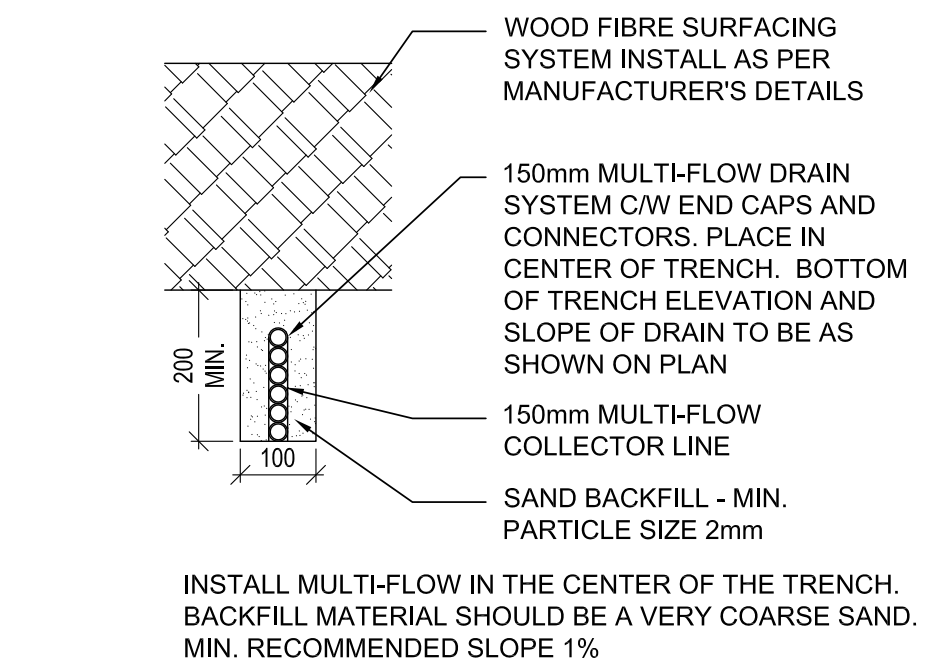
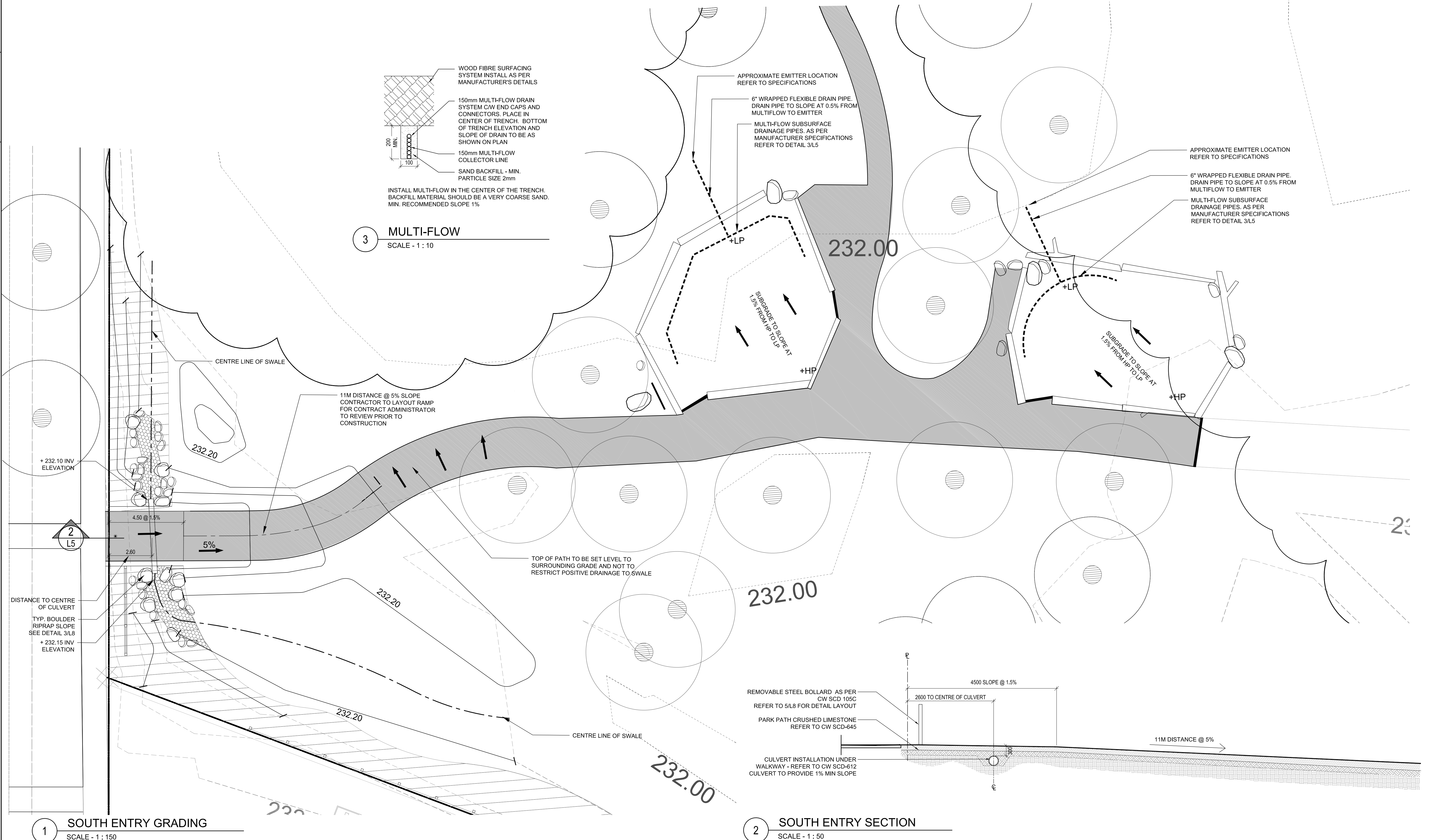


sheet title: Super A 24" x 36" sheet title: Super A 24" x 36" sheet title: Super A 24" x 36"

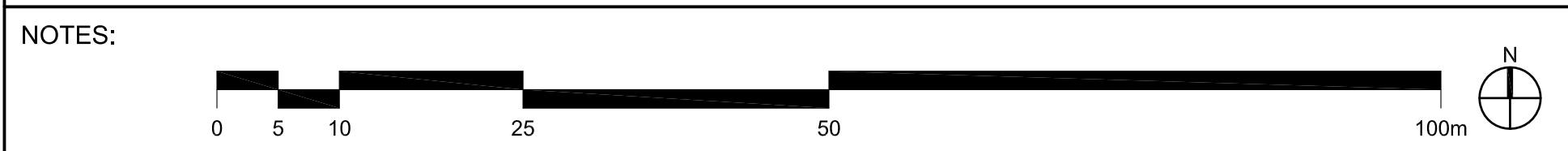


3 MULTI-FLOW
SCALE - 1 : 10

2 L5

1 SOUTH ENTRY GRADING
SCALE - 1 : 150

2 SOUTH ENTRY SECTION
SCALE - 1 : 50




NOTES:

REV	DATE	DESCRIPTION	BY
0	12.09.13	ISSUED FOR TENDER	CO
1			
2			
3			
4			
5			
6			
7			
8			
9			

A. SECTION LETTER OR DETAIL NUMBER.
B. DRAWING WHERE SECTION OR DETAIL IS DRAWN.

OR

A. DRAWING WHERE SECTION OR DETAIL IS INDICATED.
B. SECTION OR DETAIL SHOWN ON SAME DRAWING.



CLIENT
CITY OF WINNIPEG
 PLANNING, PROPERTY AND DEVELOPMENT DEPARTMENT
 CIVIC ACCOMMODATIONS DIVISION
 300 - 65 GARRY ST. R3C 4K4

SCATLIFF + MILLER + MURRAY Inc.
 TEL 204 927-3444
 FAX 204 927-3443
 1120 - 201 PORTAGE AVENUE
 WINNIPEG, MB, CANADA

PROJECT		SHOREHILL DRIVE PARK SPACE DEVELOPMENT	
TITLE		DETAILED GRADING AND DRAINAGE SOUTH	
DESIGN	CO	DATE - Y / M / D	SCALE
IT	CO	12/06/04/	1:500
CHECKED	CO	PROJECT NO.	DRAWING NO.
CO	CO	11-0107-34	L5