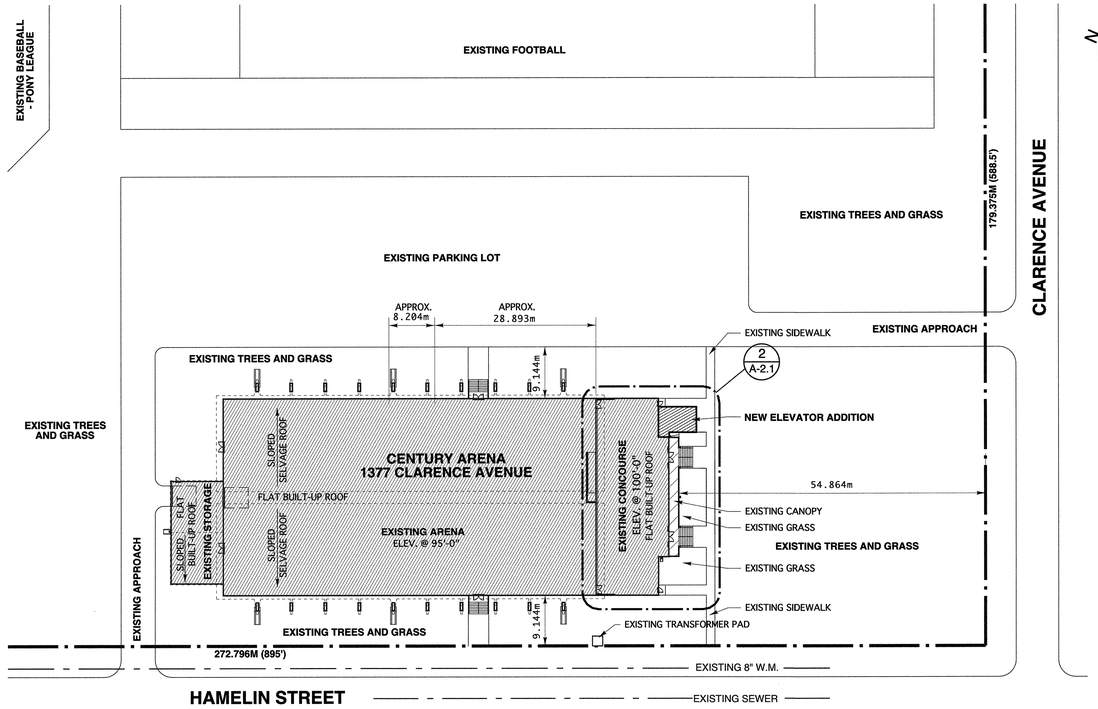

1 A-2.1 KEY PLAN
SCALE 1:500

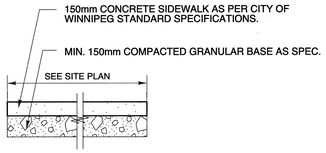

3 A-2.1 TYP. SIDEWALK - SECTION

GENERAL SITE NOTES:

- ALL SITE DETAILS AND SITE WORK TO MEET CITY OF WINNIPEG STANDARD CONSTRUCTION SPECIFICATIONS. WHERE DISCREPANCIES OCCUR BETWEEN THE DRAWINGS AND CITY STANDARDS, THE MORE STRINGENT OPTION SHALL BE FOLLOWED.

- SITE VERIFY ALL DIMENSIONS AND LAYOUTS. CONFIRM PLACEMENT OF ANY AND ALL SITE FEATURES PRIOR TO COMMENCING WORK. DISCUSS ANY DISCREPANCIES, CHALLENGES OR CHANGES WITH THE CONTRACT ADMINISTRATOR BEFORE PROCEEDING.

- CONTRACTOR IS RESPONSIBLE TO VERIFY GRADES & SHALL DISCUSS ANY DISCREPANCIES, CHALLENGES OR CHANGES WITH THE CONTRACT ADMINISTRATOR BEFORE PROCEEDING.

- RAISE EXISTING GRADE AROUND BLDG AS INDICATED TO ENSURE POSITIVE SLOPE AWAY FROM BUILDING. WORK NEW SLOPES INTO EXISTING SLOPES & TOWARDS DRAINAGE LOCATIONS - SWALES, STREETS, LANES, CATCH BASINS, ETC..

- TRANSVERSE SAW CUTS:
  - CURB: EVERY 3000.
  - SIDEWALK: EVERY 1500 (MIN. 1250, MAX. 1750).
  - SAW CUTS TO BE PARALLEL/PERPENDICULAR TO BUILDING. SITE CONFIRM LOCATIONS WITH REPRESENTATIVE.

- PATCH & MAKE GOOD @ CONNECTION WITH EXISTING. NEW AND EXISTING TO JOIN FLUSH.

- SEE ALSO ELECTRICAL & MECHANICAL DRAWINGS & SPECIFICATIONS.

- ENSURE TREES, FENCES, WALKS AND ALL PROPERTY NOT IN SCOPE OF WORK IS PROTECTED FROM DAMAGE DURING CONSTRUCTION.

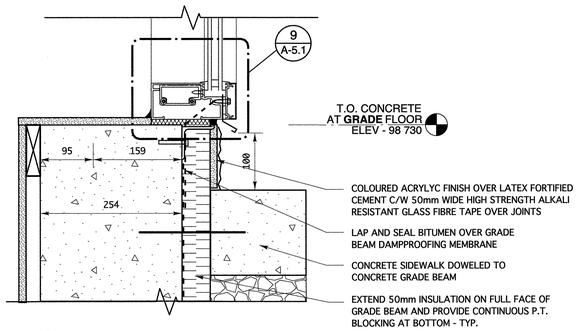

4 A-2.1 WALL SECTION DETAIL @ GROUND
SCALE: 1:5

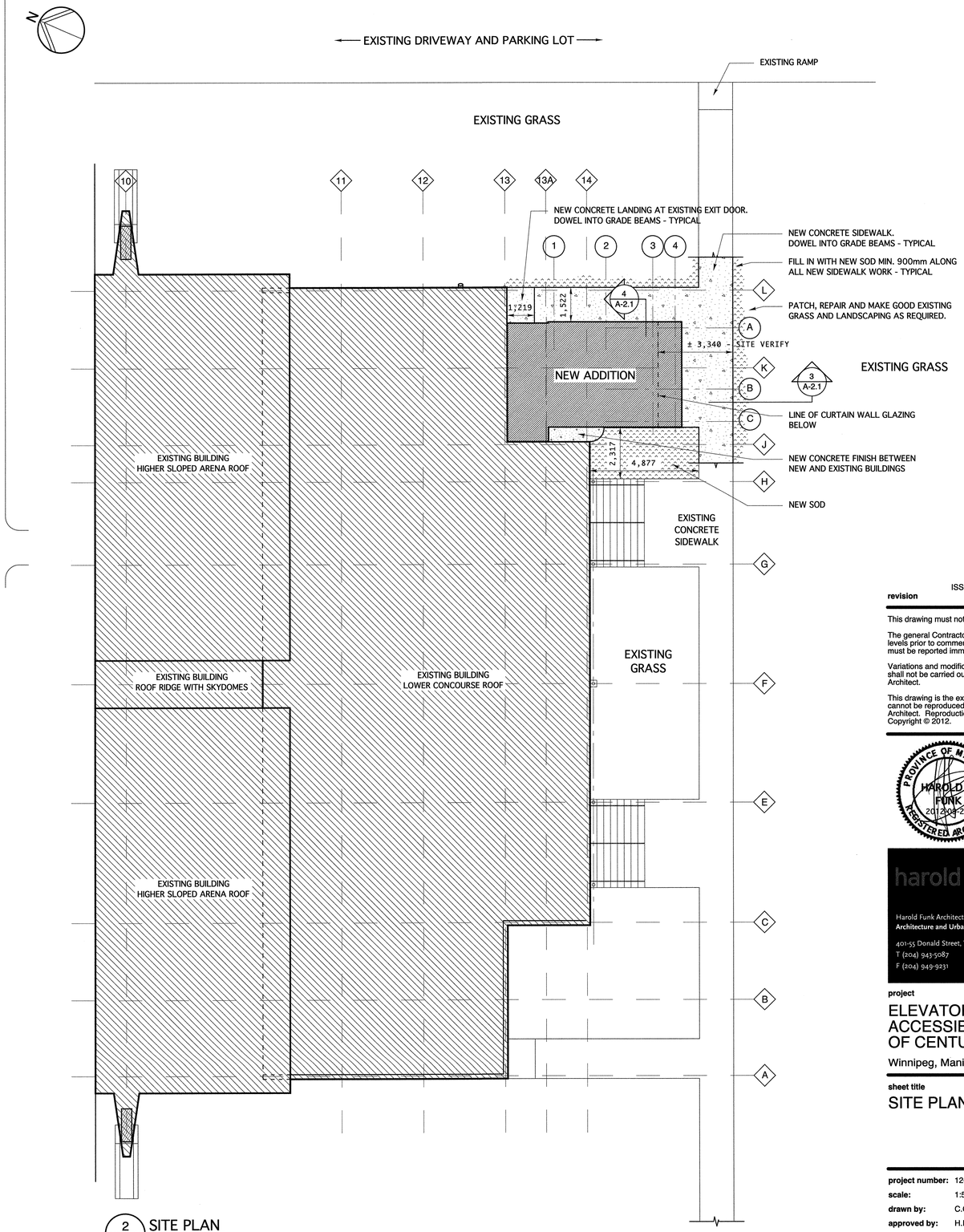

2 A-2.1 SITE PLAN
SCALE 1:100

ISSUED FOR TENDER SEPT. 28, 2012

revision

This drawing must not be scaled.

The general Contractor must verify all dimensions, datums and levels prior to commencement of work. All errors and omissions must be reported immediately to the Architect.

Variations and modifications to work shown on this drawing shall not be carried out without written permission from the Architect.

This drawing is the exclusive property of the Architect and cannot be reproduced without written permission of the Architect. Reproduction must bear the name of the Architect. Copyright © 2012.



harold funk architect inc.

Harold Funk Architect Inc.
Architecture and Urban Design

401-55 Donald Street, Winnipeg, Manitoba R3C 1L8
T (204) 943-5087 info@funkarchitect.com
F (204) 949-9231 funkarchitect.com

project

ELEVATOR ADDITION AND ACCESSIBILITY UPGRADES OF CENTURY ARENA

Winnipeg, Manitoba Bid Opportunity No. 579-2012

sheet title

SITE PLAN

project number:	12-003	**drawing number:**
scale:	1:500 or AS SHOWN	A-2.1
drawn by:	C.G.	
approved by:	H.F.	
date:	SEPT. 28, 2012	