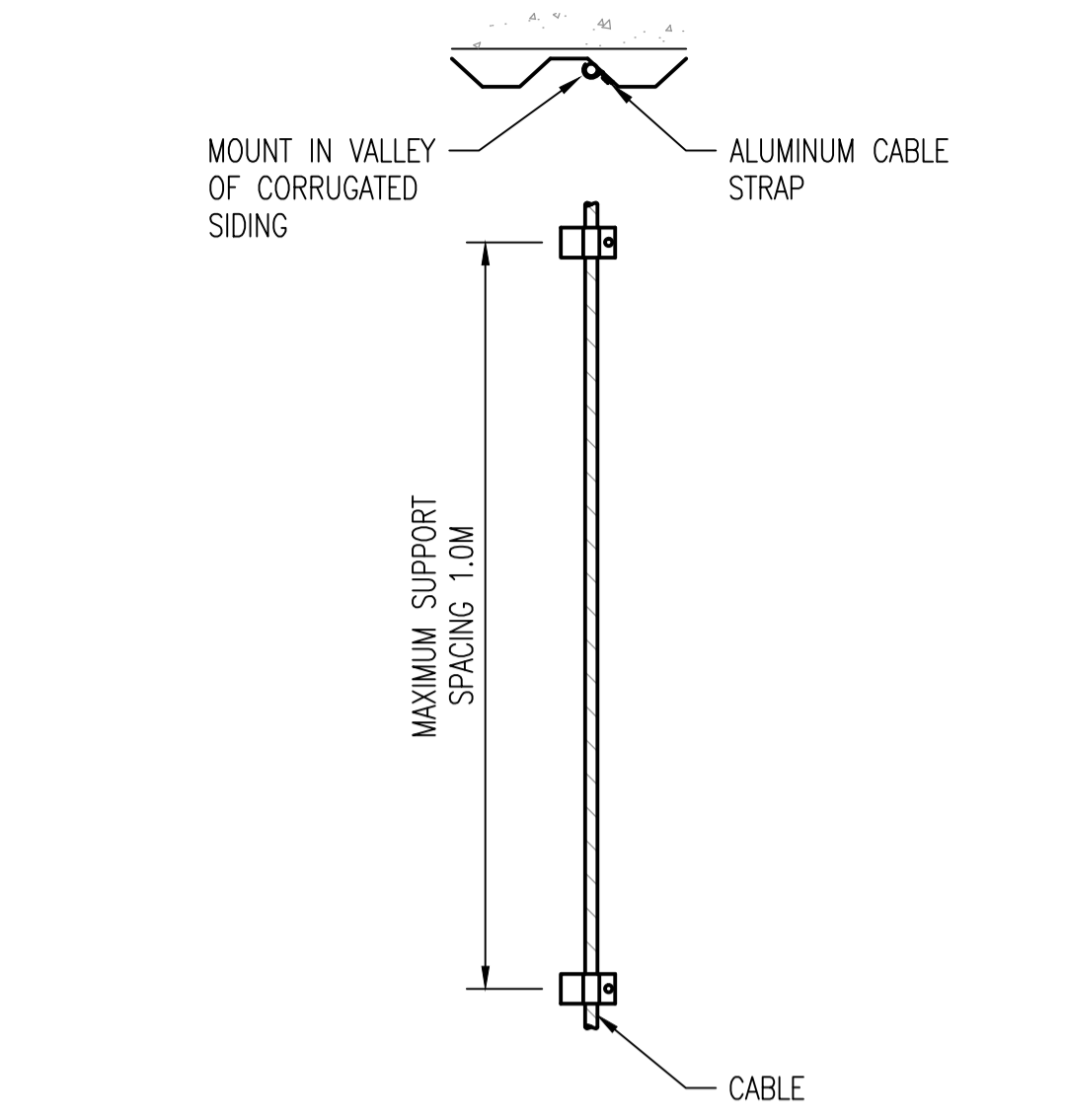
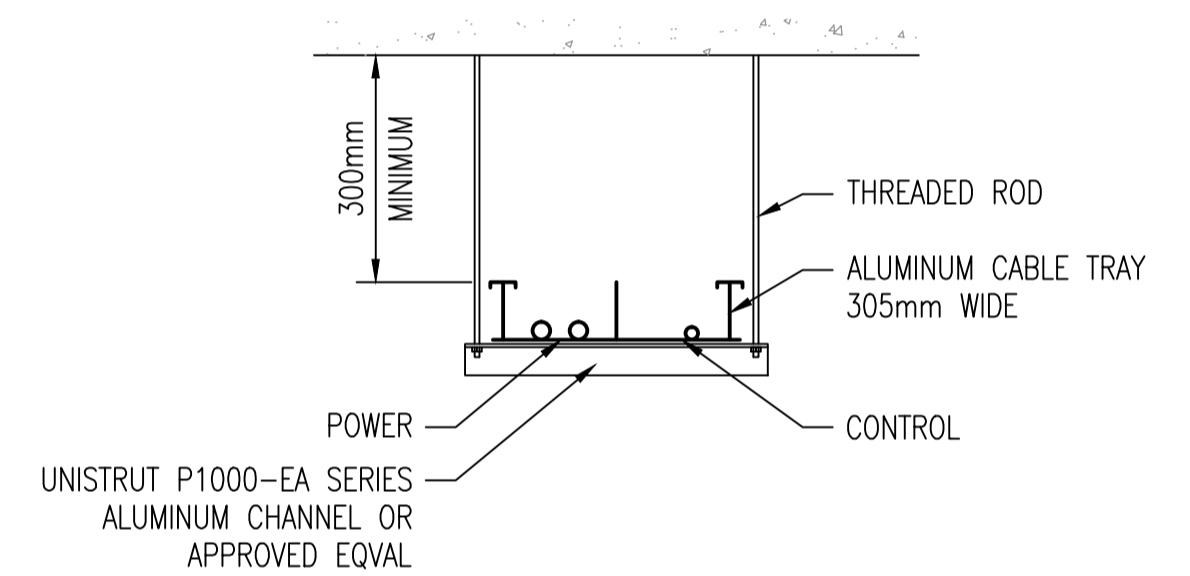


LOWER LEVEL

SCALE: 1 : 100

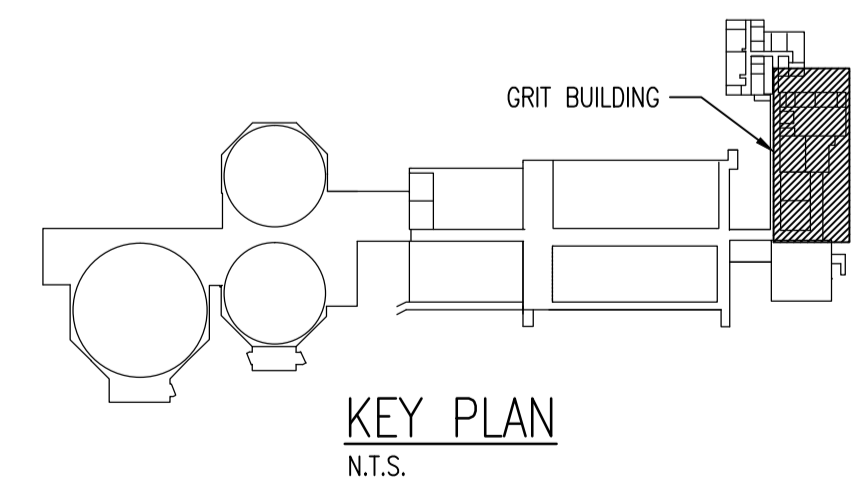


1 TYPICAL CABLE WALL MOUNTING DETAIL
SCALE: 1 : 10



2 TYPICAL CABLE TRAY DETAIL
SCALE: 1 : 10

| NO. | CONSTRUCTION NOTES |
|-----|--|
| 1 | RUN CABLE TRAY ABOVE OVERHEAD CRANE SUPPORT BEAM. |
| 2 | RUN CABLE TRAY UP WALL OF MOTOR ROOM. |
| 3 | RUN CABLE ALONG WALL CLOSE TO CEILING. |
| 4 | STRAP CABLES FOR G692-EF AND G692-XV TO WALL OF MOTOR ROOM. |
| 5 | INSTALL 120VAC POWER CABLES ON EAST SIDE OF CABLE TRAY WITH EXISTING 600V ACTUATOR CABLES. |
| 6 | INSTALL CONTROL AND NETWORK CABLES ON WEST SIDE OF DIVIDED CABLE TRAY. |



KEY PLAN
N.T.S.

NOTES:

- NOT ALL THE CABLES AND CONDUITS ARE SHOWN.
- CONDUCTORS IN TRAY ARE DE-RATED TO ELIMINATE SPACING REQUIREMENTS BETWEEN CABLES.



| | | |
|--|--|-----------------|
| <p>SNC-LAVALIN INC. 148 Nature Park Way Winnipeg, MB, Canada R3P 0X7 204-786-8080</p> | | ENGINEER'S SEAL |
| DESIGNED BY: T. CHURCH | CHECKED BY: C. REIMER | |
| DRAWN BY: S. FUNK | APPROVED BY: C. REIMER | |
| SCALE: 1:100 | RELEASED FOR CONSTRUCTION BY: N. HARRINGTON | |
| DATE: 2011/07/12 | DATE: 2012/09/10 | |
| CONSULTANT NO.: 112577-0116-47DD-0001 | | |
| 00 ISSUED FOR TENDER, BID OPP. 545-2012 | 2012/09/10 | TMC CJR |
| NO. REVISIONS | DATE | DESIGN CHECK |

THE CITY OF WINNIPEG
WATER AND WASTE DEPARTMENT

SOUTH END WATER POLLUTION CONTROL CENTRE
VENTILATION & MISC UPGRADES
CABLE TRAY AND CABLE ROUTING
GRIT BUILDING

CITY DRAWING NUMBER: 1-0102G-E0044

| | | |
|------------|---------|----------|
| SHEET: 001 | REV: 00 | SIZE: A1 |
|------------|---------|----------|

| | |
|----------------|--|
| 1-0102G-A0099 | INSTRUMENT LOCATION PLAN, DRY WELL MECHANICAL ROOM |
| 1-0102G-A0097 | INSTRUMENT LOCATION PLAN, WET WELL MECHANICAL ROOM |
| DRAWING NUMBER | REFERENCE DRAWINGS |