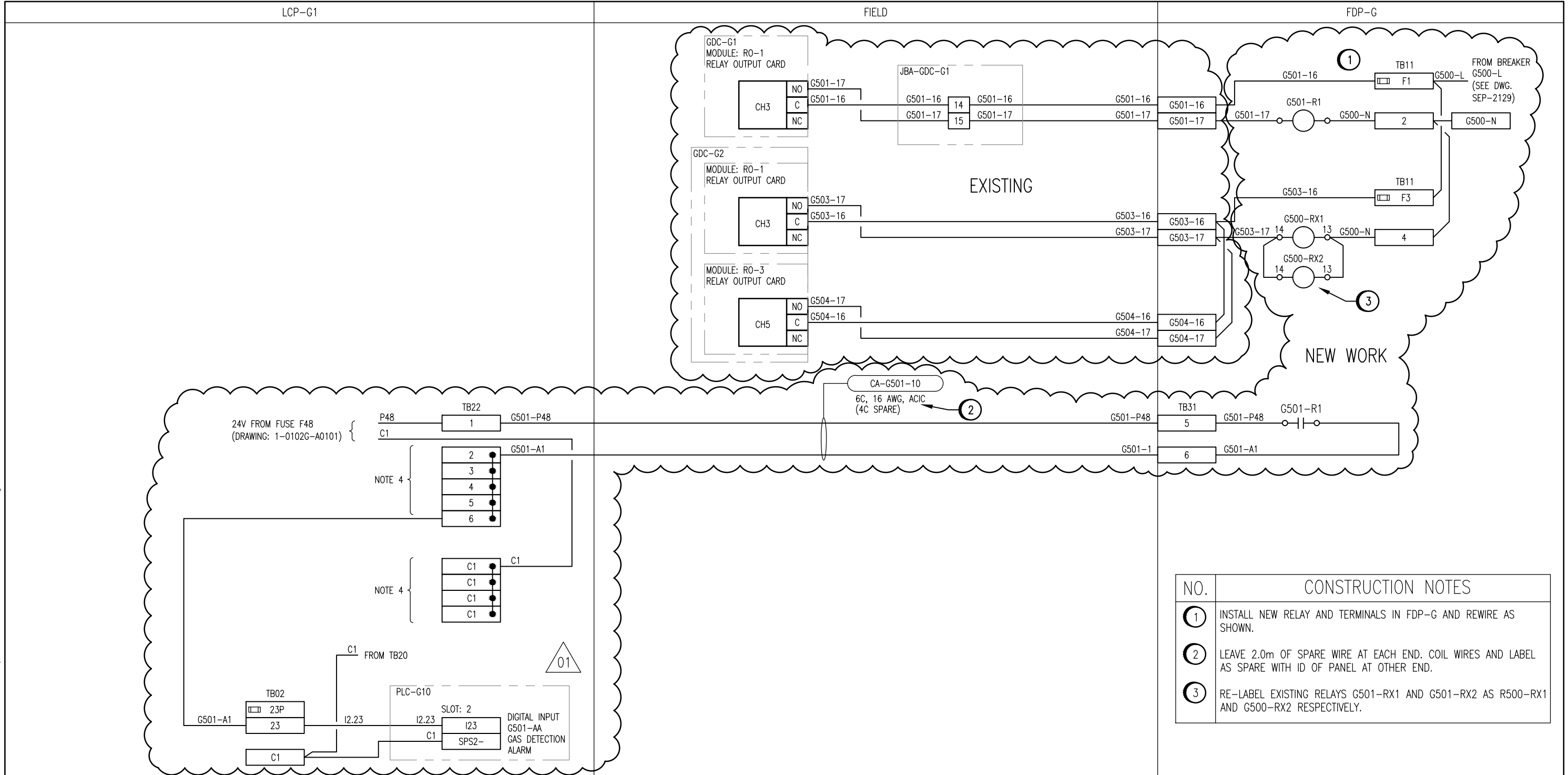


B SIZE - 279mm x 432mm


LAST SAVE: 2012/10/12 - 9:07am
 PATH: M:\112577\0106\4ENG\48&C\DD - General DWG\1-0102G-A0065-001-01.dwg




NO.	CONSTRUCTION NOTES
1	INSTALL NEW RELAY AND TERMINALS IN FDP-G AND REWIRE AS SHOWN.
2	LEAVE 2.0m OF SPARE WIRE AT EACH END. COIL WIRES AND LABEL AS SPARE WITH ID OF PANEL AT OTHER END.
3	RE-LABEL EXISTING RELAYS G501-RX1 AND G501-RX2 AS R500-RX1 AND G500-RX2 RESPECTIVELY.


NOTES:

- THIS DRAWING SUPERCEDES SEP-2091.
- ADDITIONAL CONTACTS FOR "G500-RX1" ARE LOCATED ON G684 (SEP-2121).
- CONTACTS FOR "G500-RX2" ARE LOCATED ON B686 (SEP-2000), B687 (SEP-2002) AND B688 (SEP-2004).
- SEE 1-0102G-E0036, E0037, E0038, AND E0039 FOR INTERLOCKS WITH WET WELL VENTILATION EQUIPMENT.



Certificate of Authorization
SNC-Lavalin Inc.
 No. 4489

		SNC-LAVALIN INC. 148 Nature Park Way Winnipeg, MB, Canada R3P 0X7 204-786-8080		ENGINEER'S SEAL	
		DESIGNED BY: T. CHURCH	CHECKED BY: C. REIMER	DRAWN BY: S. COATES	APPROVED BY: C. REIMER
01 ADDED WET WELL VENTILATION INTERLOCKS, BID OPP. 545-2012 00 ISSUED FOR TENDER, BID OPP. 209-2011		2012/08/31	TMC	CJR	RELEASED FOR CONSTRUCTION DATE: 2011/03/11 BY: N. HARRINGTON CONSULTANT NO.: 112577-0106-48DD-1223
NO.	REVISIONS	DATE	DESIGN	CHECK	



THE CITY OF WINNIPEG
 WATER AND WASTE DEPARTMENT

SOUTH END WATER POLLUTION CONTROL CENTRE
 ESSENTIAL SYSTEM UPGRADES
 INSTRUMENT LOOP DIAGRAM
 VENTILATION INTERLOCK, LOOP G500

CITY DRAWING NUMBER	SHEET	REV.	SIZE
1-0102G-A0065	001	01	B