

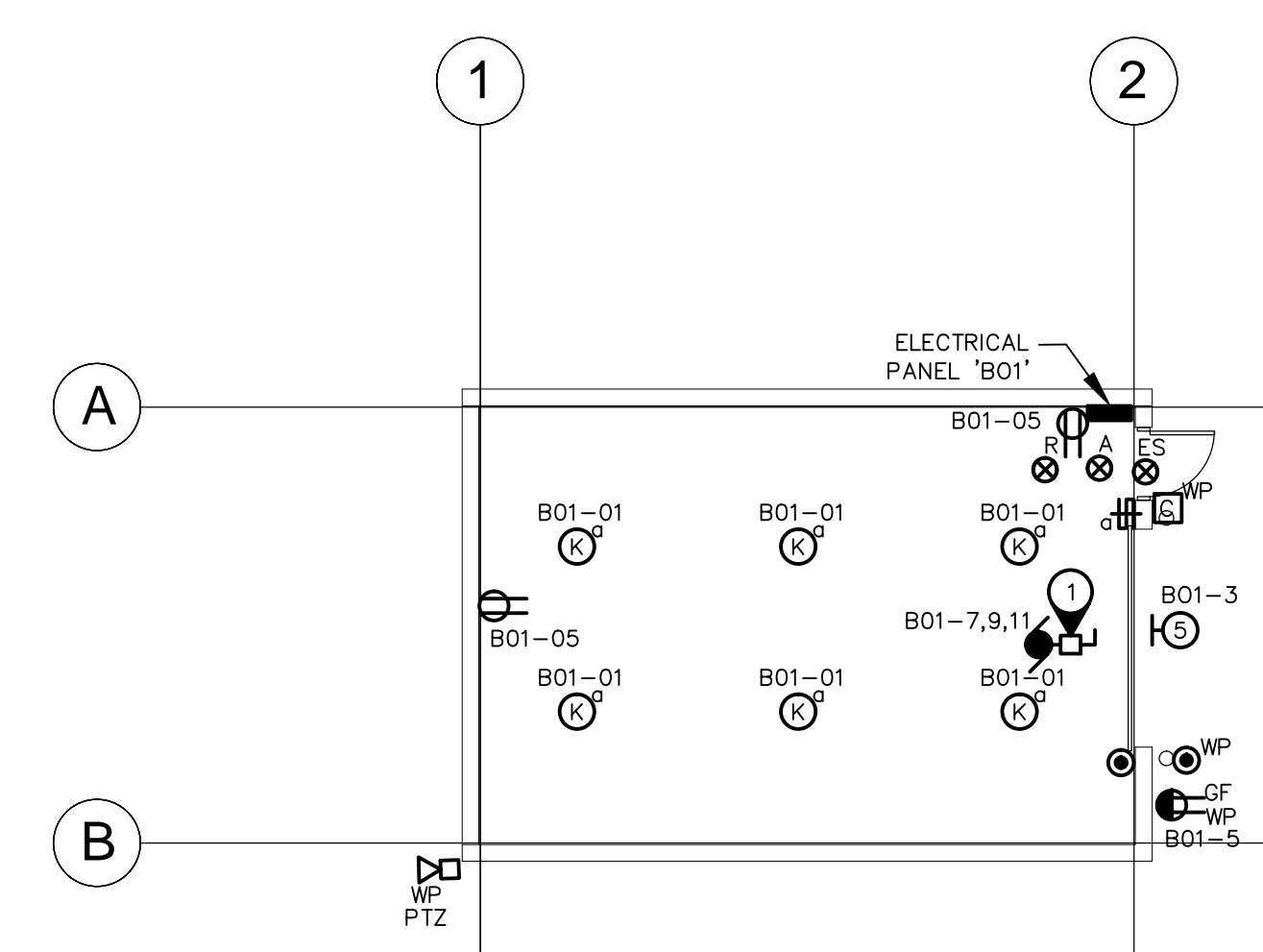
1
E2.6
AUXILIARY BUILDING
SM-13 - ELECTRICAL LAYOUT
SCALE: 1/100

SPECIFIC ELECTRICAL NOTES

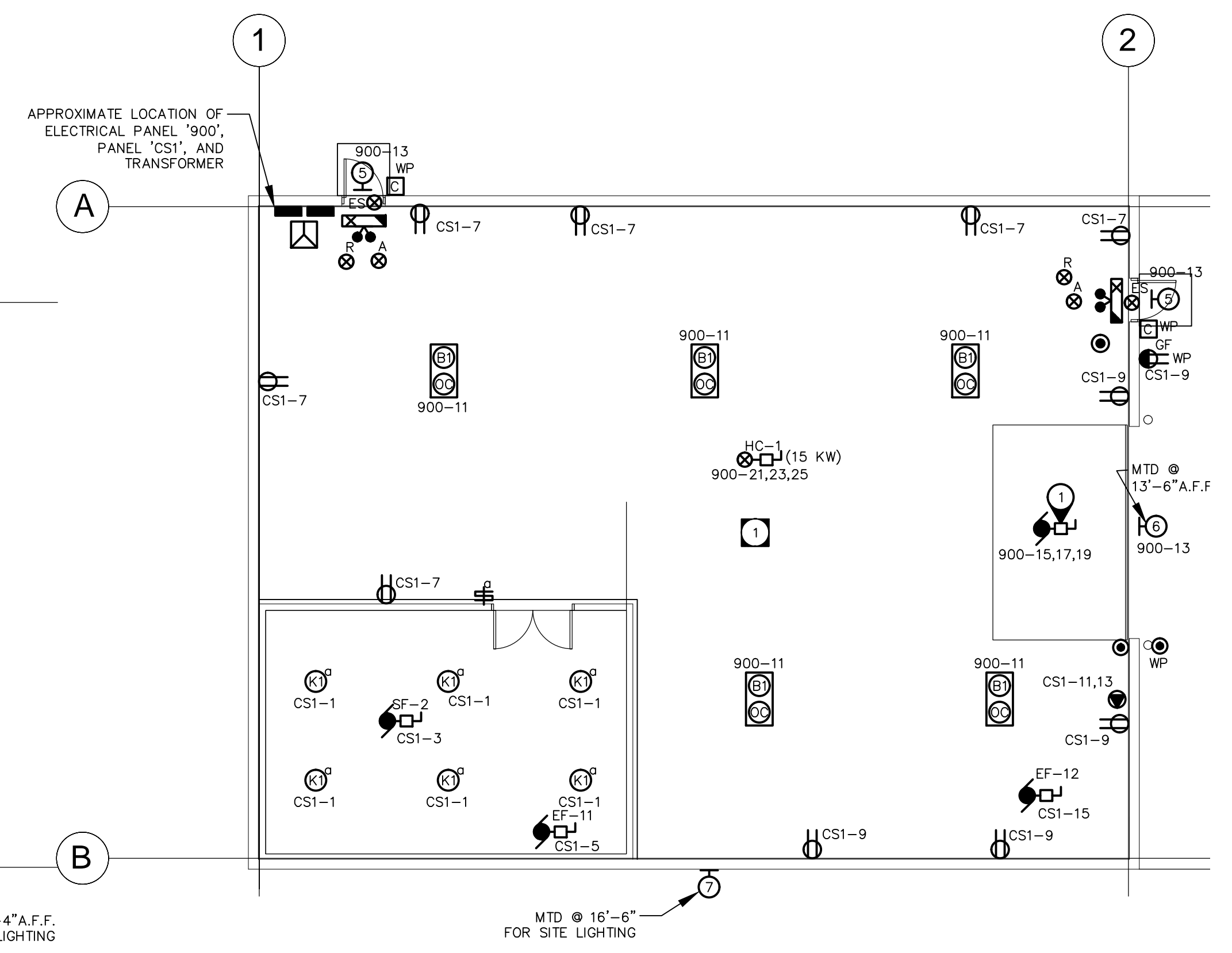
- 1 WIRE AND CONNECT OVERHEAD DOOR MOTOR AND ALL ASSOCIATED CONTROLS AS REQUIRED. CONFIRM EXACT ELECTRICAL REQUIREMENTS WITH MANUFACTURERS SPECIFICATIONS PRIOR TO ROUGH IN.
- OVERHEAD DOOR PUSHBUTTON STATION:
 1. INTERIOR OF DOOR: UP/DOWN/STOP STATION
 2. EXTERIOR OF DOOR: DOWN/STOP STATION

HAZARDOUS LOCATION ELECTRICAL NOTES

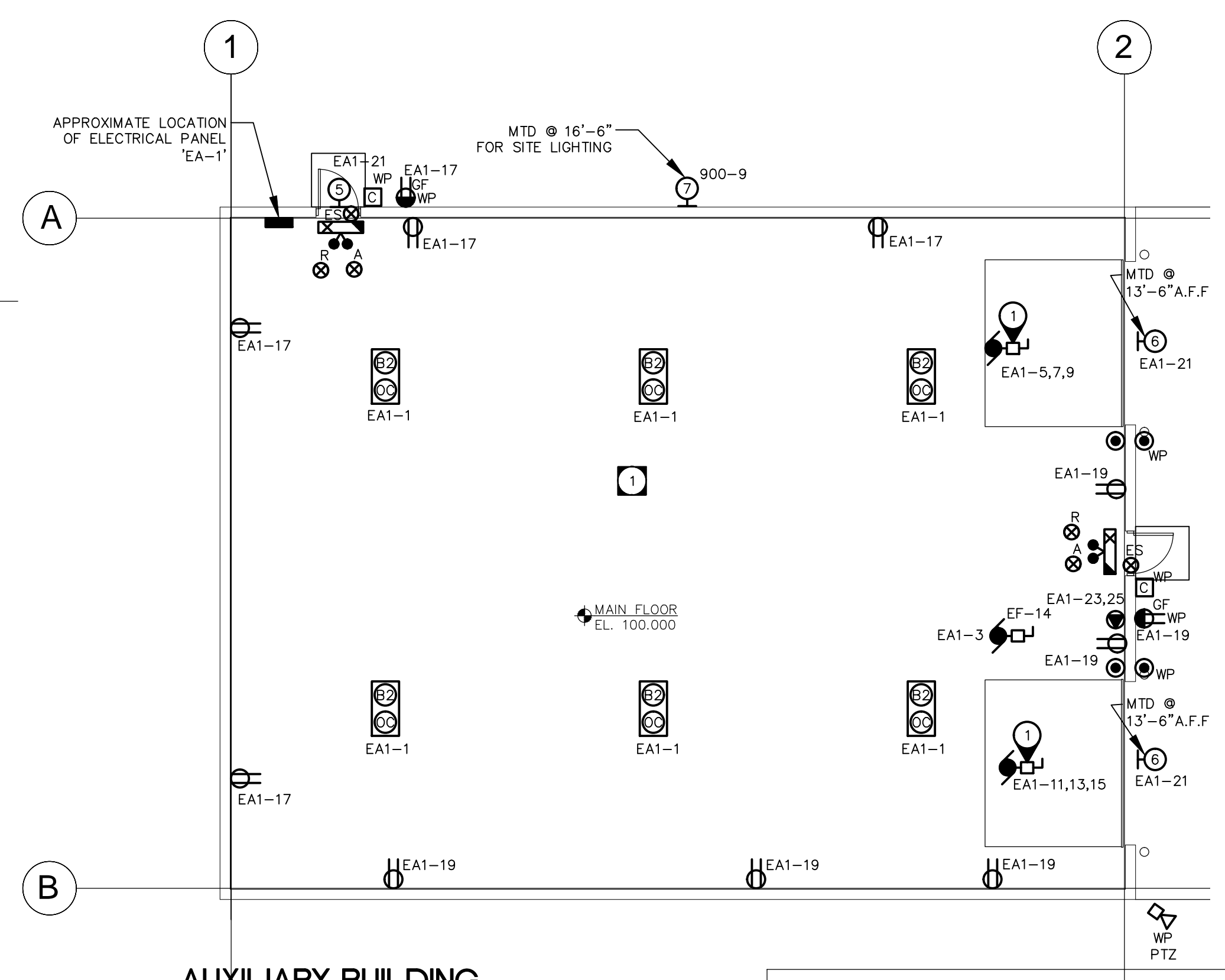
- 1 ALL WIRING IN AUXILIARY GARAGE BUILDINGS TO COMPLY WITH C.E.C. 20-102. AREA FROM FINISHED FLOOR TO 50mm ABOVE FINISHED FLOOR TO BE HAZARDOUS AREA CLASS 1 ZONE 2. AREA BELOW FLOOR TO BE HAZARDOUS AREA CLASS 1 ZONE 1.



3
E2.6
AUXILIARY BUILDING
BO-05 - ELECTRICAL LAYOUT
SCALE: 1/100



2
E2.6
AUXILIARY BUILDING
CS-13 AND CS-14 - ELECTRICAL LAYOUT
SCALE: 1/100



4
E2.6
AUXILIARY BUILDING
EA-09 - ELECTRICAL LAYOUT
SCALE: 1/100

NOT FOR CONSTRUCTION

REV	DESCRIPTION	DATE	BY
3	ISSUED FOR 99% REVIEW	2012.06.04	MZ
2	ISSUED FOR 66% REVIEW	2012.03.06	MZ
1	ISSUED FOR 33% REVIEW	2012.01.06	MZ



NOVA 3 ENGINEERING LTD.
CONSULTING ENGINEERS
201-120 FORT STREET
WINNIPEG, MANITOBA
R3C 1C7
TEL: (204) 943-8142
FAX: (204) 942-1276
JN: 31-173
THIS DRAWING IS THE EXCLUSIVE PROPERTY OF NOVA 3 ENGINEERING LTD. AND MAY ONLY BE REPRODUCED WITH THE WRITTEN PERMISSION OF NOVA 3 ENGINEERING LTD.
THE CONCEPT AND DESIGN INCORPORATED INTO THIS DRAWING ARE BASED ON INFORMATION PROVIDED BY THE CLIENT AND OTHER RELATED SOURCES. PROFESSIONAL ENGINEER ACCEPTS NO RESPONSIBILITY FOR DRAWING AND DESIGN UNLESS DRAWING IS ACCOMPANIED BY ORIGINAL SEALED AND SIGNED LETTER OF INTENT AND CERTIFICATE OF INSPECTION. REFER TO WWW.NOVA3.CA FOR CAUTIONARY NOTES.



3 TERRACON PLACE
WINNIPEG, CANADA R2J 4B3
TEL. (204) 233 7881
FAX (204) 233 4733
general@ehansch.com
www.ehansch.com

CLIENT: CITY OF WINNIPEG
PUBLIC WORKS DEPARTMENT
PROJECT NUMBER: 31-178E
DRAWN BY: KC
DATE: MARCH 06, 2012
SCALE: AS SHOWN

PROJECT TITLE:
CITY OF WINNIPEG
PUBLIC WORKS EAST YARD COMPLEX
MAIN OFFICE & GARAGES
SHEET TITLE:
AUXILIARY BUILDINGS ELECTRICAL
LAYOUT

SHEET NUMBER:
E2.6
REVISION NUMBER:
0