



Your **NEW** Garbage and Recycling Guide

Garbage cart collection

Getting rid of garbage that
needs special handling

Leaf and yard waste collection

Blue box recycling



Out with the old

We have started removing the shared community garbage bins (AutoBins) from your neighbourhood. We are discontinuing this type of garbage service because the bins are becoming too costly to service and maintain, and they encourage illegal dumping.

In with the **new!**

Garbage cart

Starting Monday, October 17, 2011, you must use your new cart to put out your garbage. The cart holds 240 litres (about three regular size garbage bags). You can place all your regular household garbage inside the cart.

Blue boxes

We provided you with two new blue boxes. Recycling will reduce your garbage and help ensure there is enough room in your cart. We recommend that you write your address on the boxes with a permanent marker.

Garbage and recycling collection day

We will empty your garbage cart and your recycling blue boxes on Day 5 of the Five Day Collection Calendar. Your first collection day is Monday, October 17, 2011.

Leaf and yard waste collection

We will collect your leaf and yard waste twice this fall and twice in the spring. Try out the yard waste bags we enclosed for your fall collection dates.

We have also enclosed a magnet that you can use to post your favourite tips!



Garbage Cart Collection

Protecting your cart

- Write your address on the cart with a permanent marker in the space provided.
- Record the serial number in the space below.
It is stamped on the side of the cart. This will help identify your cart if there is a problem.



_____ # _____

Getting ready for collection

- Put your cart out by 7:00 am on your collection day, but no sooner than the night before.
- If the AutoBin was on the front street, then put your cart directly in front of your property on the front street.
- If the AutoBin was in the back lane, then put your cart directly behind your property in the back lane.

Placing your cart

The driver does not leave the truck, so please put your cart in the proper place.

1. Place it

Place the cart on the street or lane with the wheels against the curb or the edge of the road.

2. Point it

Point the arrow on the cart lid to the centre of the road.

3. Space it

Allow one arm's length clearance on all sides of the cart.

4. Return it

Take your cart back onto your property as soon as possible after collection.




Image courtesy of City of Calgary

Be cart smart

1. Do not overfill the cart. Overfilled carts will not be emptied.
2. Do not leave garbage beside or on top of your cart. Only garbage inside the cart will be collected.
3. Keep the lid closed at all times. Lids that are left open on collection day can be damaged when the cart is emptied.
4. Do not jam garbage into the cart. Garbage must be able to fall freely when the cart is tipped.
5. Do not allow children to sit, climb or stand on the cart lid, or to play in or around the cart.
6. Place only your regular household garbage inside the cart. Do not place banned materials in your cart.



Image courtesy of City of Calgary

Winter cart tips

1. To avoid interfering with snowplows:
 - put your cart out before 7:00 am on collection day rather than the night before,
 - bring your cart back onto your property as soon as possible after collection.
2. Make sure the area around and under your cart is clear of snow.
3. Clear the snow and ice off your cart to ensure the lid opens when the cart is tipped into the truck.
4. Don't place the cart behind or on top of a snowbank.



Frequently asked questions

How often will you empty my cart?

We will empty your cart on Day 5 of the Five Day Collection Calendar (see attached).

Why do I need to allow space on all sides of the cart?

The collection arm on the automated truck requires space so it will not tip over other carts or damage property (e.g., parked vehicles, fences).

Where do I store my cart?

You must store your cart in a safe place on your property between collections (e.g., carport, garage, at the side of your house, just inside your fence). Leaving your cart in the back lane places it at risk of theft, fire, vandalism, and damage from snowplows.

What happens to the cart if I move?

Do not take the cart with you if you move. Store it in a safe place for the next resident. The cart is the property of the City of Winnipeg and is assigned to each address through a serial number and an electronic tag.

What happens if my cart is damaged, lost or stolen?

Phone 311. We will look at the circumstances and either replace or repair your cart (e.g., lids, wheels).

Who is responsible for maintaining the cart?

Residents are responsible for keeping their cart clean and secure.

What do I do if I have extra garbage bags?

Call 311 to arrange for a special pickup. The cost is \$5.00 for every three regular size garbage bags.

What should I do with my yard waste if there is no room in my cart?

- Put it out on your yard waste collection dates. We will collect and compost it.
- Leave the grass clippings on the lawn after mowing. The clippings dry out, decompose, and recycle the nutrients back into your lawn.
- Use a backyard composter.

For more information:

- Contact our 311 Centre, open 24 hours every day, by phone at 311 or by email at 311@winnipeg.ca
- Visit our website at winnipeg.ca/waterandwaste/garbage/automatedCartCollection.stm



Household Garbage That Needs Special Handling

Do NOT put these items out with your cart for garbage collection.

Large bulky items

Examples of bulky items are:

- furniture
- mattresses
- stoves
- dishwashers
- washing machines

To get rid of these items, you can:

1. Phone 311 and arrange for a special pickup.
 - We need two business days notice. For example, if your collection day is Day 5, and your next Day 5 collection is on a Friday, you need to call before Tuesday at 4:30 p.m.
 - Place your items at the curb before 7:00 a.m. on your scheduled pickup day, but no sooner than the night before.
2. Take your items directly to a landfill for disposal. There is a fee per vehicle.
3. Hire a private hauler to take your items to a landfill for disposal.

Construction/renovation materials

Examples of construction/renovation materials are:

- hot water tanks, furnaces
- bathtubs, sinks, toilets
- doors, windows
- carpets, flooring
- lumber (both treated and untreated)
- fence
- shingles
- asphalt, concrete
- sod, sand, mud
- drywall

To get rid of these items, you can:

1. Take your items directly to a landfill for disposal. There is a fee per vehicle.
2. Hire a private hauler to take your items to a landfill for disposal.
3. Donate those items that are still in good condition and can be reused to the Habitat for Humanity Winnipeg ReStore, a building supply store that accepts and resells new and reusable building materials. Phone **233-5160**.



IT IS ILLEGAL

to dispose of garbage or bulky items in any other way than described here.

Hazardous waste products

Examples of these products are:

- antifreeze
- car batteries
- propane tanks
- oil based paints

You can identify many hazardous waste products by the danger symbol on the container.



To get rid of these leftover products, take them to the free depot:

Miller Environmental Corporation,
1803 Hekla Avenue
Phone 925-9615 for the hours.

Used oil, filters and containers

Examples of these products are:

- engine oil, transmission fluid, antifreeze
- lubricating fluids for lawnmowers, vehicles and other equipment
- engine oil and diesel filters
- oil and antifreeze containers (30 litres or less)

To get rid of these items, take them to one of the ten free used oil depots for recycling:

For locations and hours:

- call 632-5255
- visit winnipeg.ca/waterandwaste
- visit usedoilrecycling.com

Electronic waste (e-waste)

Examples of these items are:

- televisions
- computers and computer equipment
- laptops
- printers, scanners, copiers, fax machines
- DVD players, VCRs, stereos
- microwaves
- phones

To get rid of e-waste, you can take it to one of the Provincial e-waste recycling depots for free.

For details, phone **Green Manitoba** at 945-3268 or visit their website at greenmanitoba.ca

Abandoned garbage

To report someone dumping garbage in your neighbourhood, or to request a special pickup of abandoned garbage, phone 311.

For more information

- contact our 311 Centre, open 24 hours every day, by phone at 311 or by email at 311@winnipeg.ca
- visit our website at winnipeg.ca/waterandwaste/garbage/specialHandle.stm

Leaf and Yard Waste Collection

We will collect your leaf and yard waste twice this fall and twice in the spring. Put your yard waste containers out by 7:00 am on your collection dates.

Your Day 5 collection dates are:

FALL Monday, October 17, and Monday, October 31, 2011

SPRING Wednesday, May 9, 2012, and Thursday, May 24, 2012.



INSIDE your container, you can put:

- grass clippings, leaves, plants, flowers
- hedge clippings
- small tree branches (no more than 10 centimetres or 4 inches in diameter)

BESIDE your container, you can put:

- tied bundles of small branches – the bundles must not be longer than one metre (39 inches) or heavier than 34 kilograms (75 pounds)



DO NOT put these materials out for yard waste collection

- logs, stumps
- rocks, dirt, sod
- flower pots
- branches more than one metre long (39 inches)
- garbage of any kind (including animal waste)
- painted or treated wood or lumber

You can put your yard waste in these containers

- Paper yard waste bags. You can buy them at many stores. We have provided you with three bags for your fall yard waste.
- Any reusable container without a lid (e.g., plastic tubs, metal or plastic garbage cans). Please don't overfill the containers – keep them light enough so that you can carry them easily to the curb or lane.
- Cardboard boxes.
- Clear plastic yard waste bags.
- Any certified compostable bag with either of the following logos:



No coloured plastic garbage bags please! They will not be collected.

Yard waste collection tips

- Put your yard waste containers out only on the dates noted.
- Leave some space between your yard waste containers, your blue boxes and your garbage cart.
- Mulching the leaves will take up less space in your yard waste container.
- Leave your grass clippings on the lawn. Clippings, also called mulch, return nutrients to the soil and make your lawn healthy and green.




Blue Box Recycling



You CAN put these items in your blue box

Containers

- plastic containers with a recycling triangle on the bottom, including all bottles, pails, tubs, and jugs 
- drink cans
- food cans
- milk and juice cartons
- juice boxes
- glass jars and bottles

Paper

- newspapers and inserts, flyers and junk mail
- magazines, phone books, household paper, envelopes

Cardboard

- cardboard egg cartons, cardboard tubes
- cardboard boxes, (e.g., cereal, cracker, tissue, laundry, shoe, and packing boxes), flattened and no larger than 1 metre (39 inches) in any direction



Items you CAN'T recycle

- plastic bags, plastic packaging, cellophane
- plastics without a recycling triangle
- plastics that are not a container (e.g., laundry baskets, plastic forks, knives and spoons)
- containers with a hazardous material symbol (e.g., corrosive, explosive, poison, flammable)




- aluminum foil, foil pie plates, foil food containers
- foam cups, foam food containers
- foam packing materials
- foam egg cartons, foam meat trays
- mirrors, window glass, broken glass
- light bulbs, drinking glasses, ceramics, cookware
- scrap metal



**Don't sort them. Don't tie them.
Just empty them and toss them in loose.
And NO plastic bags!**

For recycling tips, visit our website at winnipeg.ca/waterandwaste/recycle/bluebox.stm



You are Day 5 on the Recycling & Garbage Calendar

Your collection dates are shown in blue.

October 2011

Mon	Tue	Wed	Thu	Fri
17 5	18 1	19 2	20 3	21 4
24 5	25 1	26 2	27 3	28 4
31 5				

November 2011

Mon	Tue	Wed	Thu	Fri
	1 1	2 2	3 3	4 4
7 5	8 1	9 2	10 3	11 4 Holiday
14 4	15 5	16 1	17 2	18 3
21 4	22 5	23 1	24 2	25 3
28 4	29 5	30 1		

December 2011

Mon	Tue	Wed	Thu	Fri
			1 2	2 3
5 4	6 5	7 1	8 2	9 3
12 4	13 5	14 1	15 2	16 3
19 4	20 5	21 1	22 2	23 3
26 4 Holiday	27 5 Holiday	28 1	29 2	30 3

January 2012

Mon	Tue	Wed	Thu	Fri
2 4 Holiday	3 2	4 3	5 4	6 5
9 1	10 2	11 3	12 4	13 5
16 1	17 2	18 3	19 4	20 5
23 1	24 2	25 3	26 4	27 5
30 1	31 2			

February 2012

Mon	Tue	Wed	Thu	Fri
		1 3	2 4	3 5
6 1	7 2	8 3	9 4	10 5
13 1	14 2	15 3	16 4	17 5
20 4 Holiday	21 1	22 2	23 3	24 4
27 5	28 1	29 2		

March 2012

Mon	Tue	Wed	Thu	Fri
			1 3	2 4
5 5	6 1	7 2	8 3	9 4
12 5	13 1	14 2	15 3	16 4
19 5	20 1	21 2	22 3	23 4
26 5	27 1	28 2	29 3	30 4

April 2012

Mon	Tue	Wed	Thu	Fri
2 5	3 1	4 2	5 3	6 4 Holiday
9 1 Holiday	10 4	11 5	12 1	13 2
16 3	17 4	18 5	19 1	20 2
23 3	24 4	25 5	26 1	27 2
30 3				

May 2012

Mon	Tue	Wed	Thu	Fri
	1 4	2 5	3 1	4 2
7 3	8 4	9 5	10 1	11 2
14 3	15 4	16 5	17 1	18 2
21 4 Holiday	22 3	23 4	24 5	25 1
28 2	29 3	30 4	31 5	

June 2012

Mon	Tue	Wed	Thu	Fri
				1 1
4 2	5 3	6 4	7 5	8 1
11 2	12 3	13 4	14 5	15 1
18 2	19 3	20 4	21 5	22 1
25 2	26 3	27 4	28 5	29 1

July 2012

Mon	Tue	Wed	Thu	Fri
2 4 Holiday	3 2	4 3	5 4	6 5
9 1	10 2	11 3	12 4	13 5
16 1	17 2	18 3	19 4	20 5
23 1	24 2	25 3	26 4	27 5
30 1	31 2			

August 2012

Mon	Tue	Wed	Thu	Fri
		1 3	2 4	3 5
6 4 Holiday	7 1	8 2	9 3	10 4
13 5	14 1	15 2	16 3	17 4
20 5	21 1	22 2	23 3	24 4
27 5	28 1	29 2	30 3	31 4

September 2012

Mon	Tue	Wed	Thu	Fri
3 3 Holiday	4 5	5 1	6 2	7 3
10 4	11 5	12 1	13 2	14 3
17 4	18 5	19 1	20 2	21 3
24 4	25 5	26 1	27 2	28 3



Blue box recycling



Blue box recycling

Did you know?

If you have difficulty getting your garbage cart or recycling containers to the curb on collection day, you can apply for our walk-up service. Our collectors will walk up to your home, empty and return any recycling and garbage containers.

For more information or an application form, call 311.



english fsc logo here