

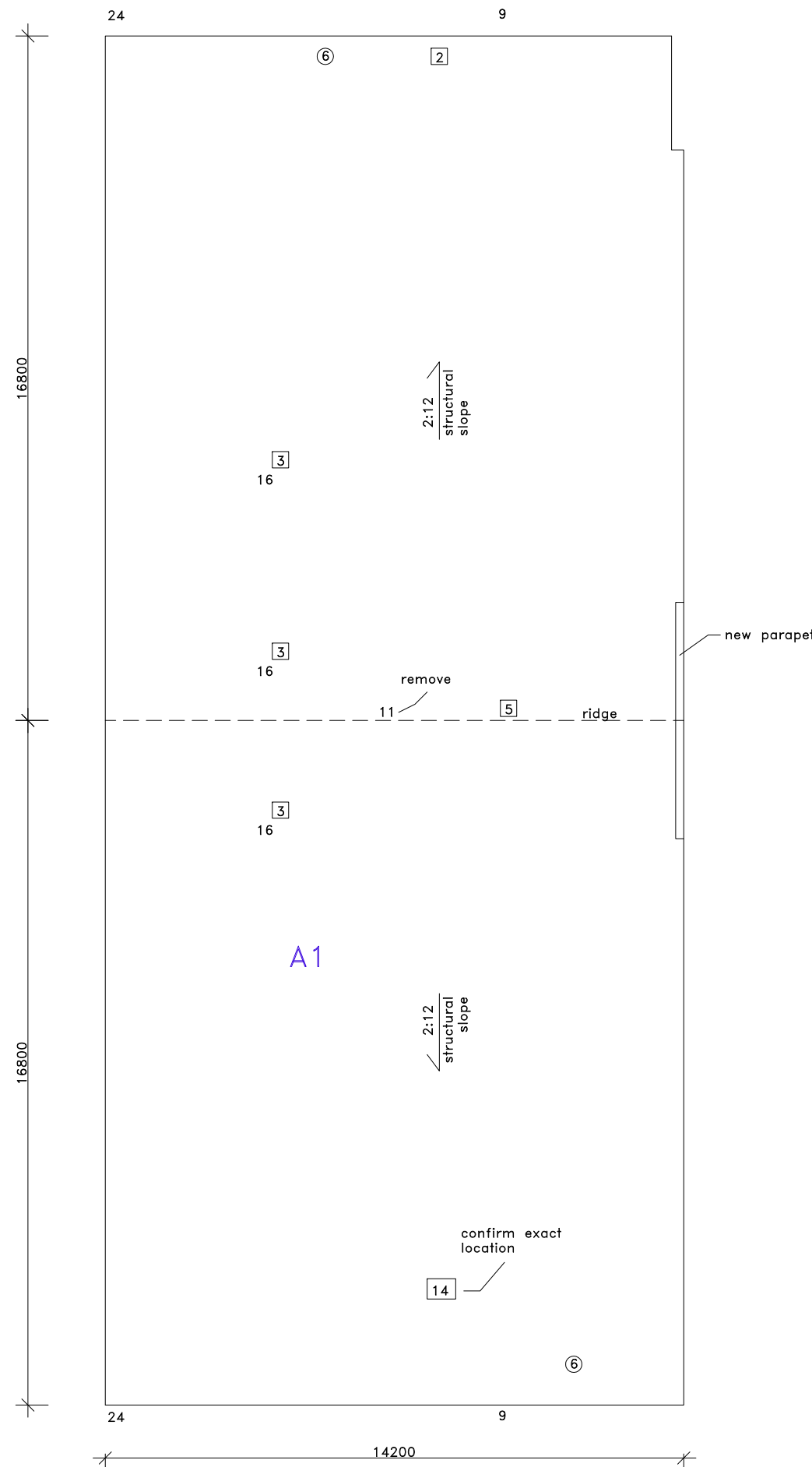
A1 Existing Roof Construction

wood beams
T&G cedar deck
polyethylene vapor barrier
2" fiberboard (nailed?)
mop grade base sheet membrane
torch grade cap sheet membrane

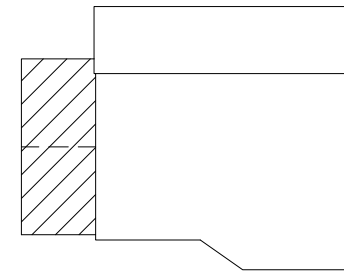
A1 Roof Construction (2009)

wood beams
T&G cedar deck
1/2" drywall
Soprema Elastophen Flam 2.2 VB
2.5" Soprema Colgrip B
2" Soprema Colgrip A
Soprema Unilay cap sheet

Note: insulation is mechanically fastened



Key Plan

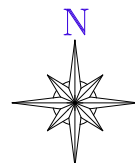


GRAPHIC LEGEND

- Parapet
- Gravel stop
- Gas line
- Control joint
- Expansion joint
- New insulated drain pipe
- Photo vantage point
- Area Label A1
area—
no. of stories—
- = attic vent X = leak

KEYNOTE LEGEND

- 1 core sample
- 2 chimney
- 3 AC unit
- 4 vent hood
- 5 ventilator
- 6 vent pipe
- 7 roof drain
- 8 skylight
- 9 eavestrough
- 10 firewall
- 11 antenna
- 12 ladder
- 13 stub column
- 14 roof hatch
- 15 scupper
- 16 pitch box
- 17 HVAC unit
- 18 capped curb
- 19 flag pole
- 20 electrical mast
- 21 cooling tower
- 22 splash pad
- 23 splash pan
- 24 downspout/rainwater leader
- 25 back slope
- 26 cant
- 27 increase slope to drain
- 28 cricket
- 29 parapet/wide flashing
- 30 life line anchor



Approx. Area
sq.m.
A2 = 475

- Notes:
- .01 Contractor is responsible for the site verification of all dimensions
 - .02 Drawings are not to be scaled for estimating purposes
 - .03 All areas given are approximate
 - .04 Contractor is responsible for site verification of existing roof constructions

Stated scale is when in 11x17 format



809 Pipeline Road, Winnipeg, Manitoba
Phone: 697-8091

Project: Eastend Community Center
517 Pandora Avenue East
Winnipeg, MB

Date: March 21, 2009

Drawing No. R-1

File no: 4061-09 Scale: 1:150