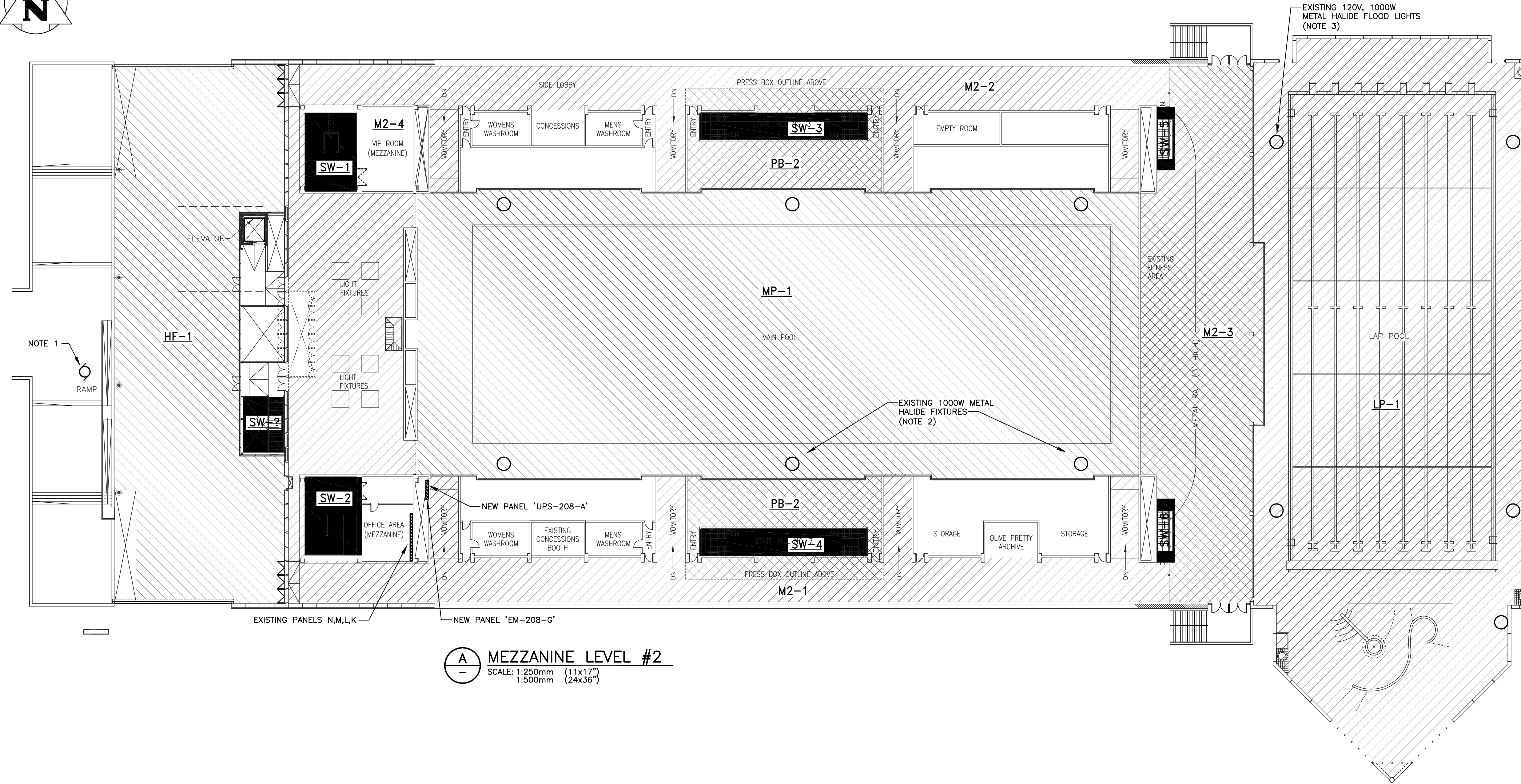



File Name: P:\Projects\2006\06-0107-08\Elect\Drawings\06-0107-08E04.dwg - Tab: E4 Plotted By: GNelson 10/23/2006 [Mon 1:46pm]
 24x36 / PLOT SCALE: 1"=1'

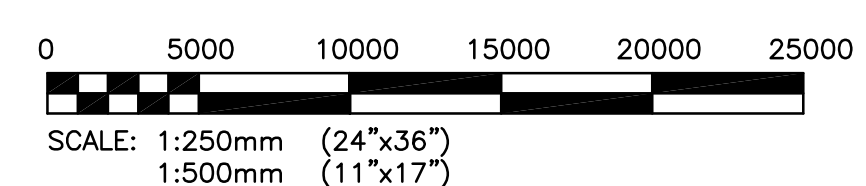


- NOTES:**
1. PROVIDE NEW 15A CIRCUIT FOR EXISTING LIFT, PANEL EM-208-F.
 2. EXISTING 1000W, 208V METAL HALIDE FIXTURES. PROVIDE 208V CIRCUITS FROM NEW UPS PANEL UPS-208-A. BALLASTS ARE REMOVED ONTO CATWALK NEAR FIXTURES. MARK ALL EMERGENCY FIXTURES WITH RED LAMACOIDS TO BE VISIBLE FROM POOL DECK LEVEL.
 3. EXISTING 1000W METAL HALIDE FLOOD LIGHTS. PROVIDE ONE CIRCUIT EACH FOR NINE FIXTURES SHOWN FROM NEW PANEL UPS-208-B. MARK ALL EMERGENCY FIXTURES WITH RED LAMACOIDS TO BE VISIBLE FROM POOL DECK LEVEL.

(A) MEZZANINE LEVEL #2
 SCALE: 1:250mm (11x17")
 1:500mm (24x36")

SEE NOTE 7 ON DRAWING E2

AREA No.	DESCRIPTION	FIXTURES / CIRCUITS	EM PANEL	NO. OF CIRCUITS
HF-1	HALL OF FAME	2 CIRCUITS	EM-208-G	2
LP-1	LAP POOL	5 FIXTURES	UPS-208-B	5
PB-1	SOUTH PRESS BOX	ONE LIGHTING CIRCUIT	EM-208-G	1
PB-2	NORTH PRESS BOX	ONE LIGHTING CIRCUIT	EM-208-G	1
M2-1	MEZZANINE LEVEL 2 - SOUTH SIDE LOBBY	2x2x4 (2 LAMPS EACH)	EM-208-G	3
M2-2	MEZZANINE LEVEL 2 - NORTH SIDE LOBBY	2x2x4 (2 LAMPS EACH)	EM-208-G	3
M2-3	MEZZANINE LEVEL 2 - FITNESS AREA	ONE CIRCUIT FOR WEIGHT RM., 3 FOR CORR. LTG.	EM-208-G	4
M2-4	STAIRWELL No.1 (VIP)	EXISTING - CORRIDOR LIGHTING	EM-208-G	1
MP-1	MAIN POOL AREA	3 HID PER SIDE	UPS-208-A	6 (208V)
SW-1	STAIRWELL No.1 (NORTHWEST)	SEE NOTE 2, DRAWING E3	EM-208-G	1
SW-2	STAIRWELL No.2 (SOUTHWEST)	SEE NOTE 2, DRAWING E3	EM-208-G	1
SW-3	STAIRWELL No.3 (NORTH CENTRAL)	ALL FIXTURES	EM-208-G	1
SW-4	STAIRWELL No.4 (SOUTH CENTRAL)	ALL FIXTURES	EM-208-G	1
SW-5	STAIRWELL No.5 (NORTHEAST)	ALL FIXTURES	EM-208-G	1
SW-6	STAIRWELL No.6 (SOUTHEAST)	ALL FIXTURES	EM-208-G	1



APEGM
 Certificate of Authorization
 KGS Group
 No. 245 Expiry: April 30, 2007

0 23/10/06 ISSUED FOR TENDER		
NO.	D / M / Y	DESCRIPTION
REVISIONS / ISSUE		
A. SECTION LETTER OR DETAIL NUMBER IS DRAWN B. DRAWING WHERE SECTION OR DETAIL WAS INDICATED OR DRAWING WHERE SECTION OR DETAIL WAS INDICATED - SECTION OR DETAIL SHOWN ON SAME DRAWING		
(A) B		(A) -
KGS GROUP CONSULTING ENGINEERS & PROJECT MANAGERS WINNIPEG (204) 896-1209 THUNDER BAY (807) 345-2233		
CLIENT: CITY OF WINNIPEG PUBLIC WORKS DEPARTMENT		
PROJECT: INSTALLATION OF EMERGENCY GENERATOR AT PAN-AM POOL - 25 POSEIDON BAY TENDER No. 663-2006		
DWG. DESCRIPTION: ELECTRICAL MEZZANINE LEVEL #2		
ENG. STAMP	DESIGNED BY: AP	DRAWN BY: GCN
	CHECKED:	CHECKED:
	APPROVED:	
SCALE: AS NOTED	DATE: OCT/2006	
KGS DWG. NO. 06-0107-08	E4	
CLIENT DWG. NO. 663-P-E04		REV: 0