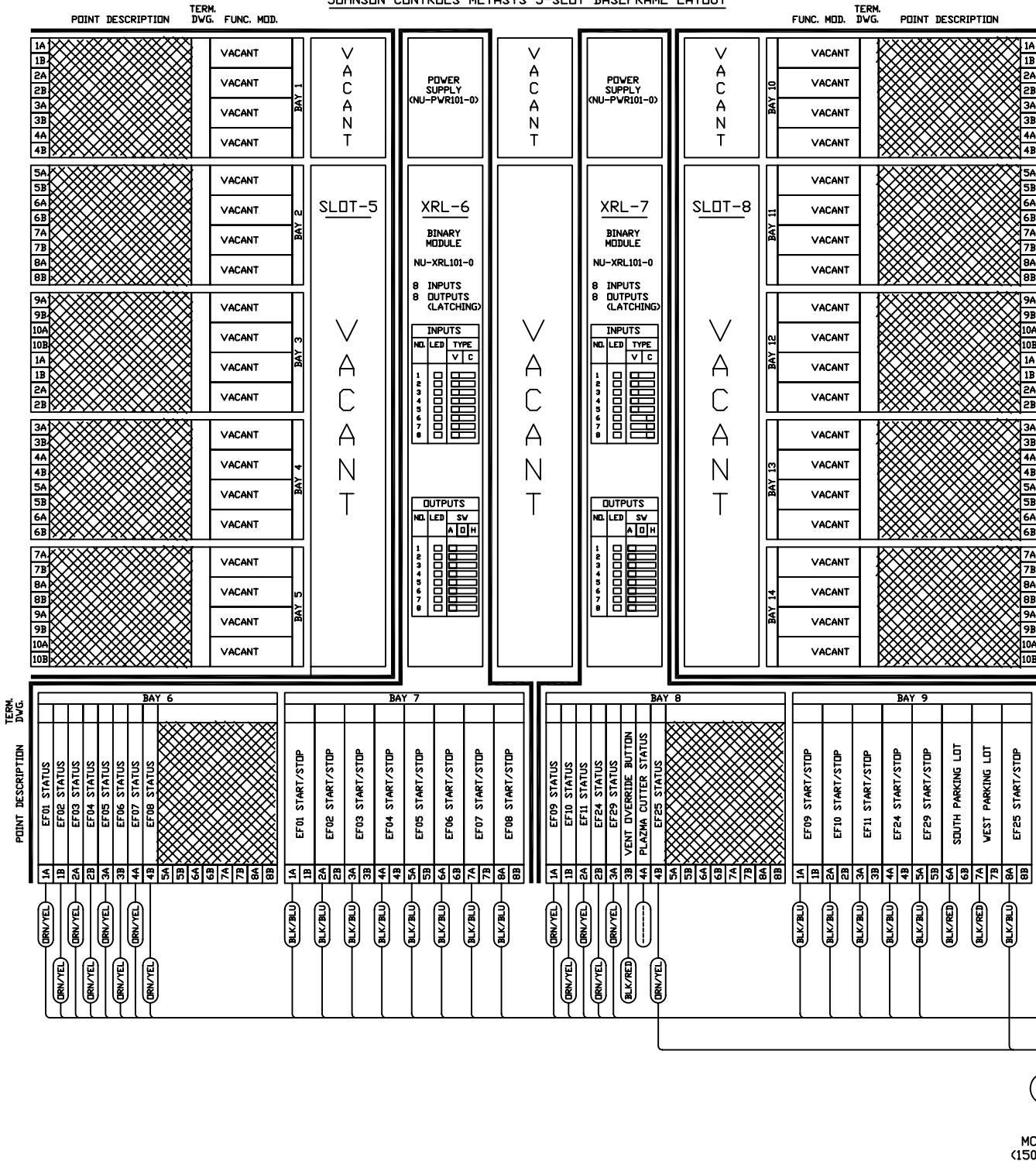


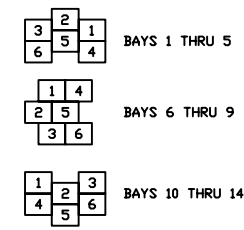
JOHNSON CONTROLS METASYS 5-SLOT BASEFRAME LAYOUT



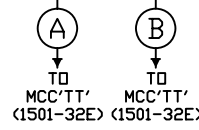
- EN-BSF501-0 5 SLOT BASE FRAME
- EN-ENC501-0 5 SLOT ENCLOSURE / SHORT
- EN-CVC501-0 5 SLOT COVER / SHORT / CLEAR
- EN-CVS501-0 5 SLOT COVER / SHORT / SOLID
- EN-ENC502-0 5 SLOT ENCLOSURE / LONG
- EN-CVC502-0 5 SLOT COVER / LONG / CLEAR
- EN-CVS502-0 5 SLOT COVER / LONG / SOLID

SHADED AREAS INDICATES TERMINALS WHICH ARE NOT USED WITH THE ILLUSTRATED CONTROL MODULE ARRANGEMENT

METASYS BASEFRAME TERMINAL NUMBERING



- INDICATES 1 PAIR NOT SHIELDED
- * * INDICATES 1 PAIR SHIELDED
- @ @ INDICATES 2 PAIR SHIELDED



FORT ROUGE GARAGE
ADMIN/G-SECTION
NEU-4-3 / SLOTS 5 TO 8
LAYOUT SHEET

REVISION
3
DRAWING NO.
1501-36