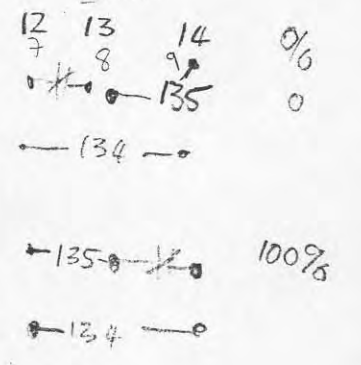
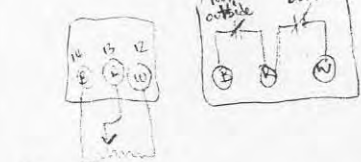
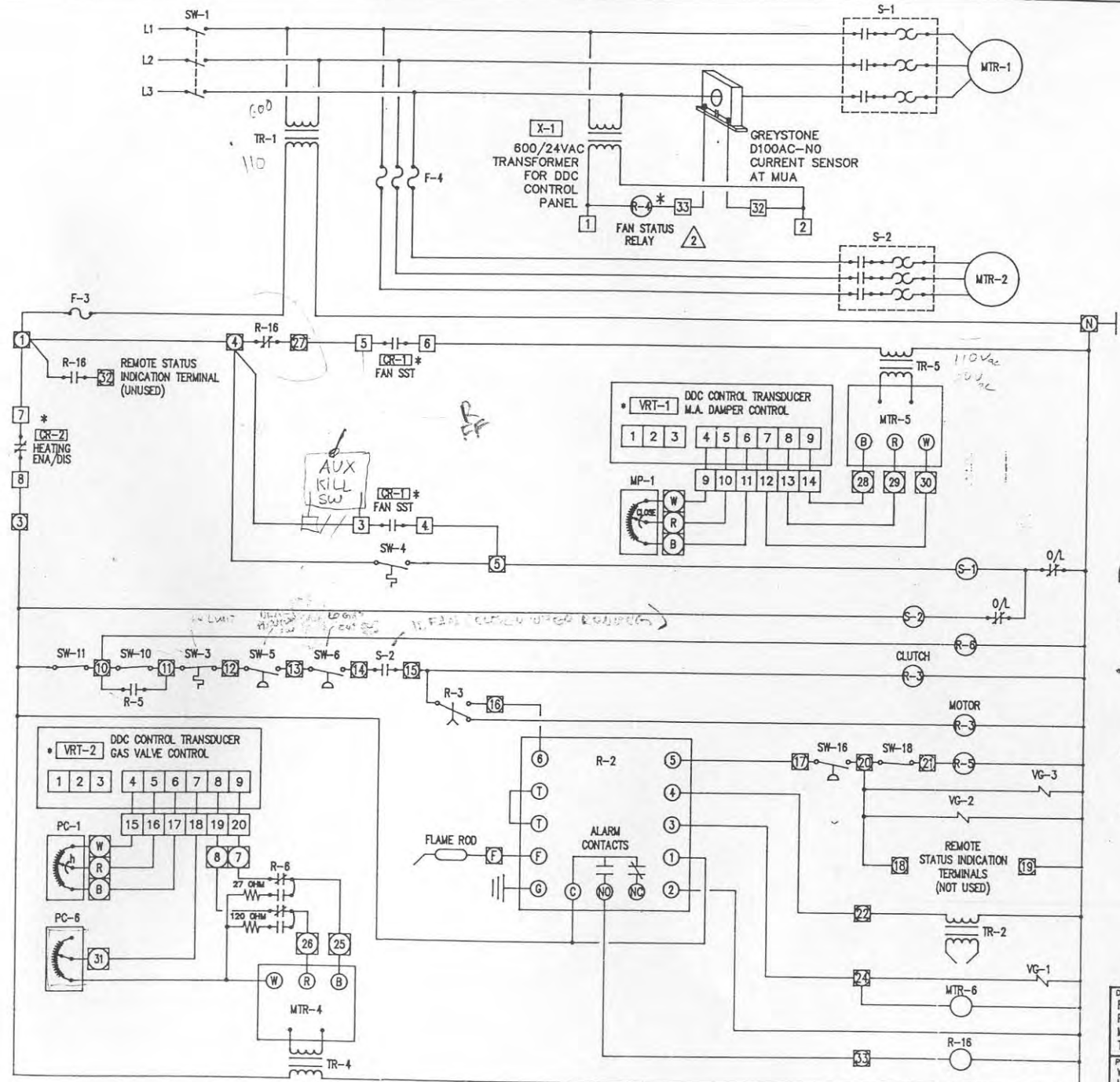


COMPONENT IDENTIFICATION

- F-1 MAIN DISCONNECT FUSE
- F-3 CONTROL FUSE
- F-4 INDUCED DRAFT FUSE
- MTR-1 MAIN SUPPLY FAN MOTOR
- MTR-2 INDUCED DRAFT FAN MOTOR
- MTR-4 MODUTROL MOTOR
- MTR-5 DAMPER MOTOR
- MTR-6 BURNER MOTOR
- S-1 MAIN FAN MOTOR STARTER
- S-2 ID FAN MOTOR STARTER
- S-3 BURNER MOTOR STARTER
- R-2 BURNER RELAY
- R-3 PRE-PURGE RELAY
- R-4 POST-PURGE RELAY
- R-5 LOW FIRE RELAY
- R-6 LOW FIRE HOLD RELAY
- R-7 BURNER MOTOR RELAY
- R-16 ALARM CIRCUIT RELAY
- PC-1 ROOM THERMOSTAT
- PC-3 LO-LIMIT CONTROLLER
- PC-4 HI-LIMIT CONTROLLER
- PC-6 DUCTSTAT
- TR-1 CONTROL TRANSFORMER
- TR-2 GAS IGNITION TRANSFORMER
- TR-3 OIL IGNITION TRANSFORMER
- TR-4 MODUTROL MOTOR TRANSFORMER
- TR-5 DAMPER MOTOR TRANSFORMER
- TR-6 ALARM CIRCUIT TRANSFORMER
- SW-1 MAIN DISCONNECT SWITCH
- SW-2 FAN SELECTOR SWITCH
- SW-3 HIGH LIMIT SWITCH
- SW-4 FAN SWITCH
- SW-4A AUXILIARY HIGH LIMIT SWITCH
- SW-4A AUXILIARY FAN SWITCH
- SW-5 DRAFT PROVING SWITCH
- SW-6 LO-GAS CUTOOUT SWITCH
- SW-7 HI-GAS CUTOOUT SWITCH
- SW-8 MANUAL FAN SWITCH
- SW-10 AUXILIARY END SWITCH NO. 1
- SW-11 AUXILIARY END SWITCH NO. 2
- SW-12 FUEL SELECTOR SWITCH 4PDT
- SW-16 DIFFERENTIAL SWITCH
- SW-17 FAIL SWITCH
- SW-18 LOW FIRE TEST SWITCH
- SW-20 HEAT VENT SWITCH
- VO-1 PRIMARY OIL VALVE
- VO-2 SECONDARY OIL VALVE
- VO-3 SECONDARY OIL VALVE
- VO-4 BYPASS OIL VALVE
- VO-5 OIL SAFETY VALVE
- VG-1 PILOT GAS VALVE
- VG-2 MAIN GAS VALVE
- VG-3 AUXILIARY MAIN GAS VALVE
- L-1 FAN ON LIGHT (GREEN)
- L-2 BURNER ON LIGHT (WHITE)
- L-3 ALARM LIGHT (RED)
- MP-1 DAMPER MOTOR POTENT.



- JCL DDC PANEL TERM
- EXIST REMOTE PANEL TERM.
- ⊞ MUA TERMINAL
- * MOUNTED IN 20" X 20" DDC CONTROL PANEL (REFER Dwg. 1501-9A/10A)



DRAWING TITLE		2098-5002		3	AS BUILT	04/25/2007
FT. ROUGE BUS GARAGE		2098-5002		2	R-4 ADDED	01/17/04 JHF
PARKING BAYS B/1/2 -TEMPRITE-				1	AS BUILT	05/29/04 JHF
MAKE-UP AIR UNIT WIRING DETAIL		REFERENCE DRAWING NO.		REVISION-LOCATION		ECON DATE BY
TYP. FOR MUA-5 THRU 19		SALES ENGR PROJECT NO.		APPROVED		
PROJECT		WINNIPEG TRANSIT		JH		FILE: CCTMRE
METASTYS FACILITY		MANAGEMENT SYSTEM		JH		
JAHNSON CONTROLS LTD		900 WOLRY STREET		WINNIPEG, MANITOBA		CONTRACT NUMBER
204-885-9380						90098-0310
						DRAWING NUMBER
						1501-12A