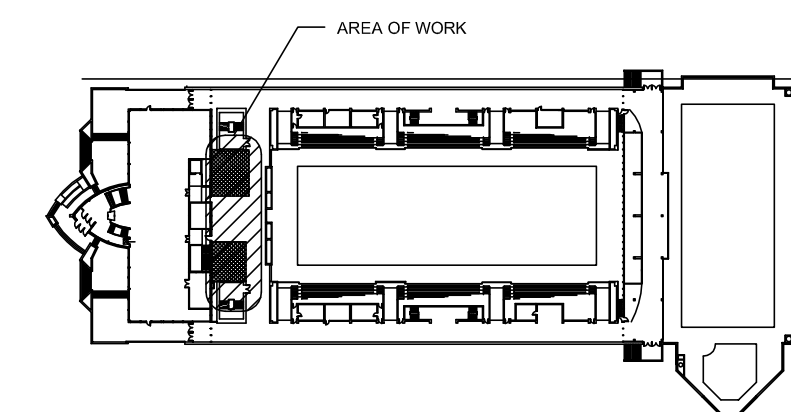
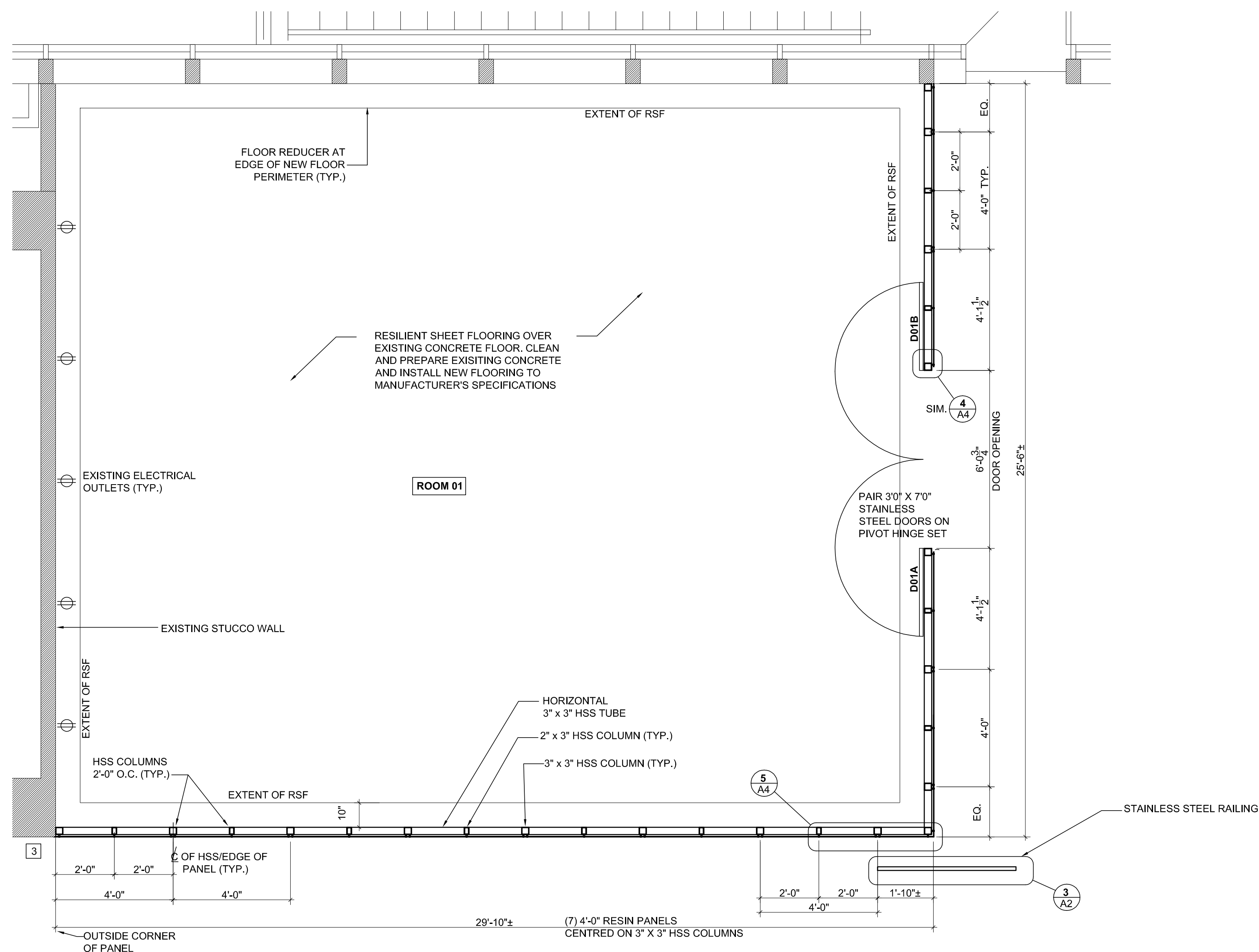


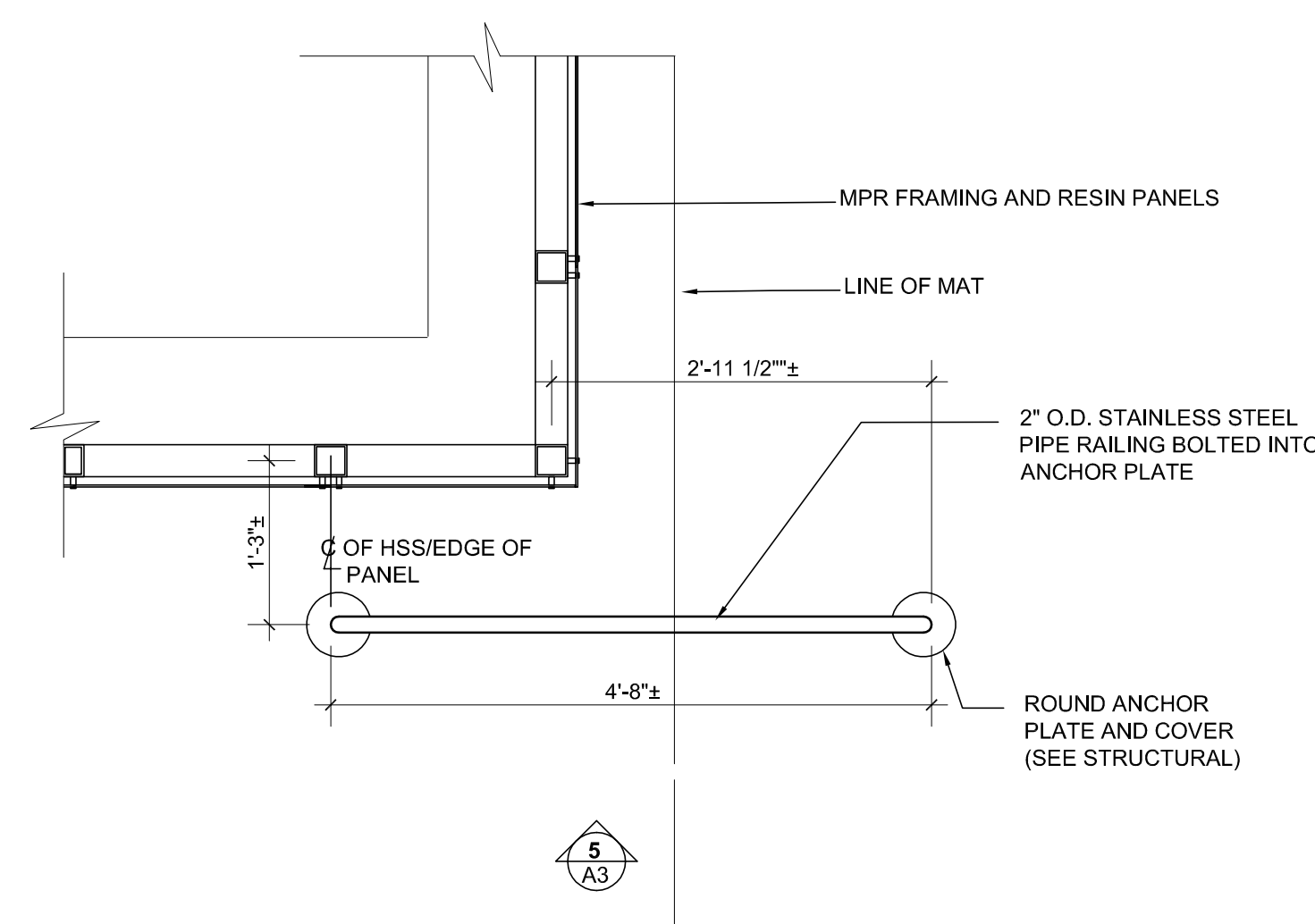
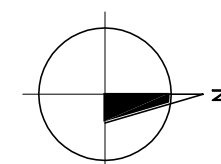
This drawing shall not be scaled. Follow given dimensions only.



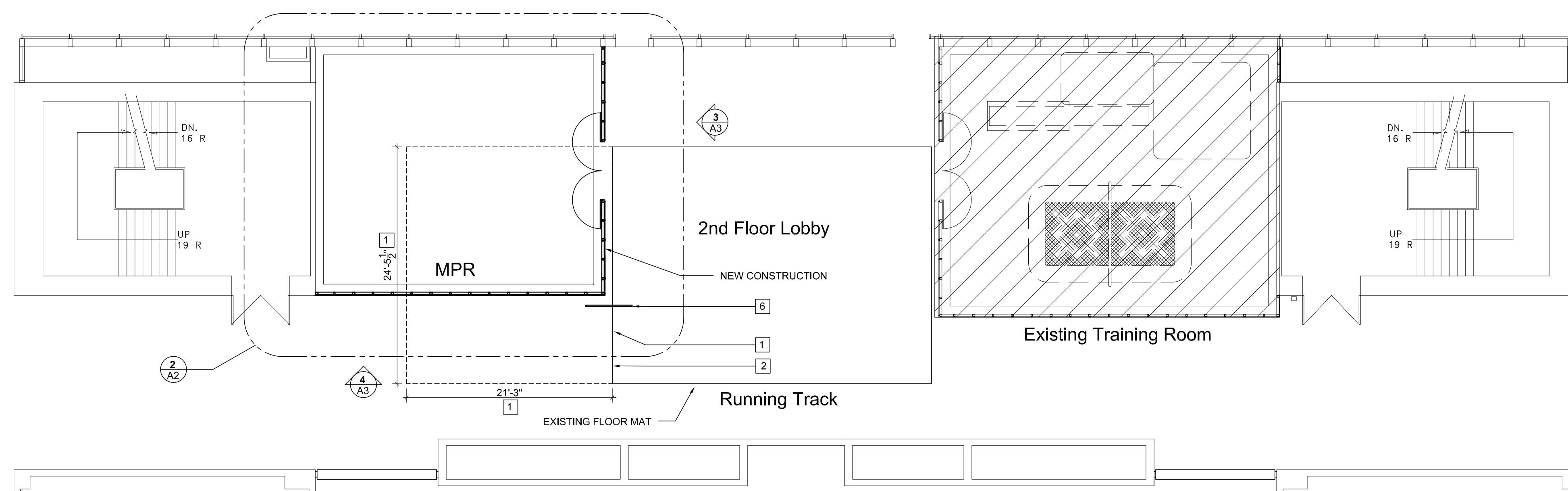
KEY PLAN
2ND FLOOR



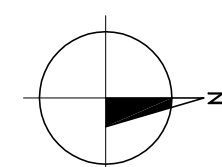
2 MPR Floor Plan 768 SQUARE FEET
Scale: 3/8" = 1'-0"



3 Railing Plan Detail
Scale: 1" = 1'-0"

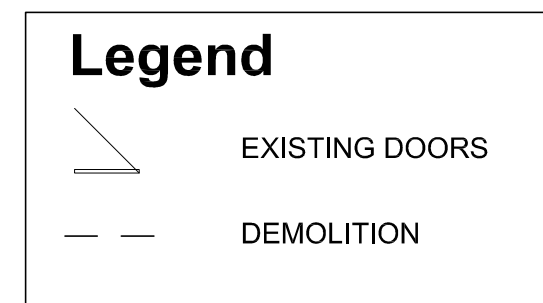


1 Renovation Floor Plan
Scale: 1/8" = 1'-0"



DRAWING NOTES

- 1 AREA OF MAT TO REMOVED. PATCH AND MAKE GOOD FLOOR TO MATCH EXISTING
- 2 PROVIDE NEW EDGING FOR TRANSITION BETWEEN CONCRETE FLOOR AND EXISTING MAT
- 3 ENSURE FRAME IS LOCATED TO MAKE RESIN SHEETS FLUSH WITH EXISTING WALL
- 4 ENSURE HSS COLUMN IS PLACED TO LEAVE SPACE FOR EXISTING CONDUITS ALONG WALL
- 5 ALL HSS FRAME AND CONNECTION PIECES (SEE STRUCTURAL) TO BE POWDER COATED OFF SITE. COLOUR TO BE DETERMINED BY ARCHITECT
- 6 STAINLESS STEEL RAILING. ALIGN WITH CENTRE LINE OF HSS TUBE AND CENTRE WEST ENTRY DOORWAY.



ARCHITECT / PRIME CONSULTANT
SYNSHYN ARCHITECTURE
 ARCHITECTURE PLANNING
 INTERIOR DESIGN
 INTERIOR DESIGN
 FACILITY MANAGEMENT
 PRESENTATIONS

603-63 ALBERT STREET WINNIPEG MANITOBA CANADA R3B 1G4
 TELEPHONE 947-1100 FACSIMILE 956-5742

ENGINEERING CONSULTANT
UNA STRUCTURAL ENGINEERS
 Lovergne, Draward & Associates Inc.
 402-136 Portage Avenue East
 Winnipeg, Manitoba
 R2C 0A1
 Tel: 204 947 2222 Fax: 204 947 2522
 E: mdraward@unae.com

ENGINEERING CONSULTANT

CITY OF WINNIPEG
BID OPPORTUNITY # 512-2006

PROJECT TITLE
PAN AM POOL
INTERIOR RENOVATION

25 POSEIDON BAY
 WINNIPEG, MB

DRAWING TITLE

FLOOR PLANS

DESIGNED BY JS/AD DRAWN BY AD

ISSUE DATE 08/14/06 REVISION No.

PROJECT No. 610 DRAWING No. **A-2**