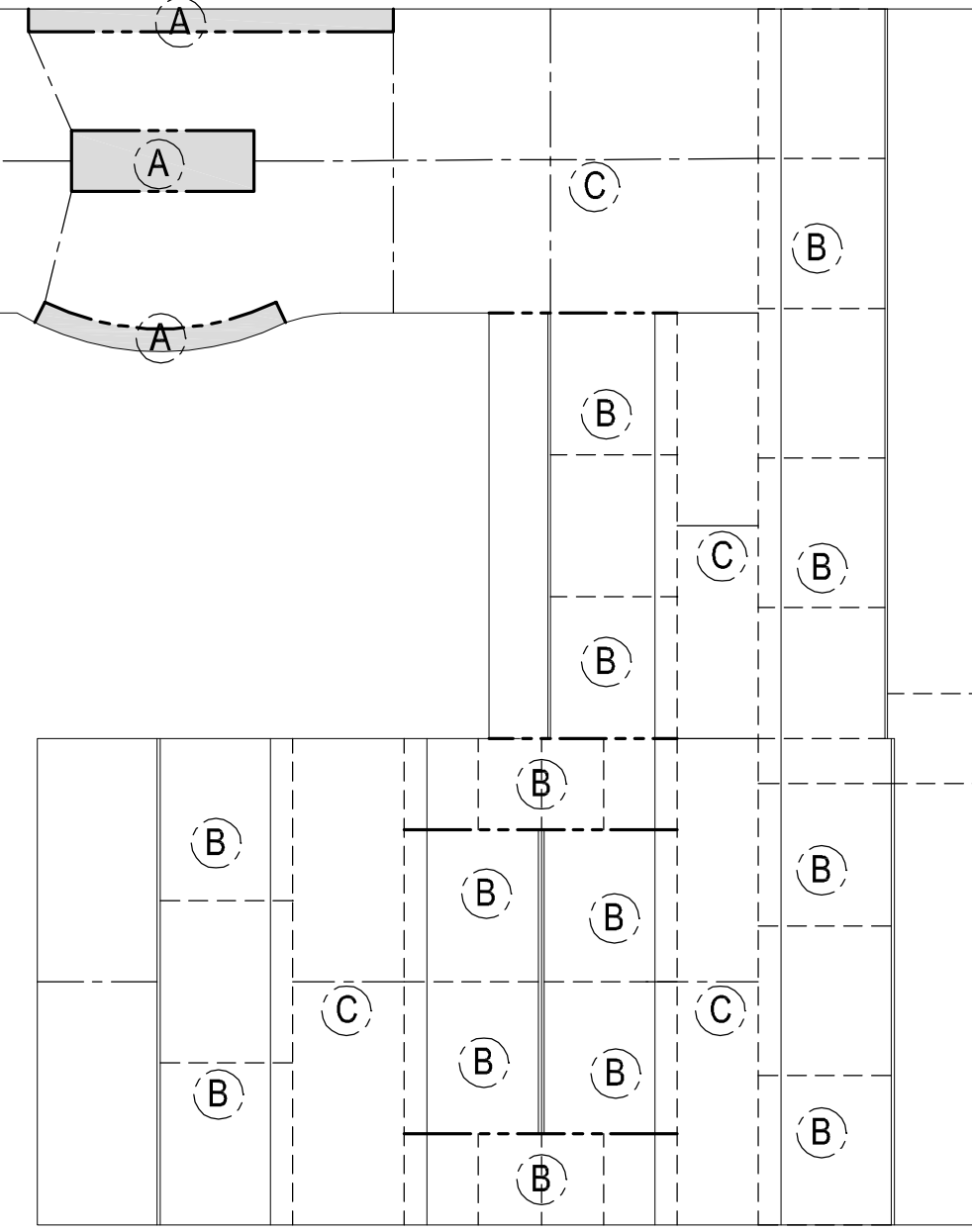
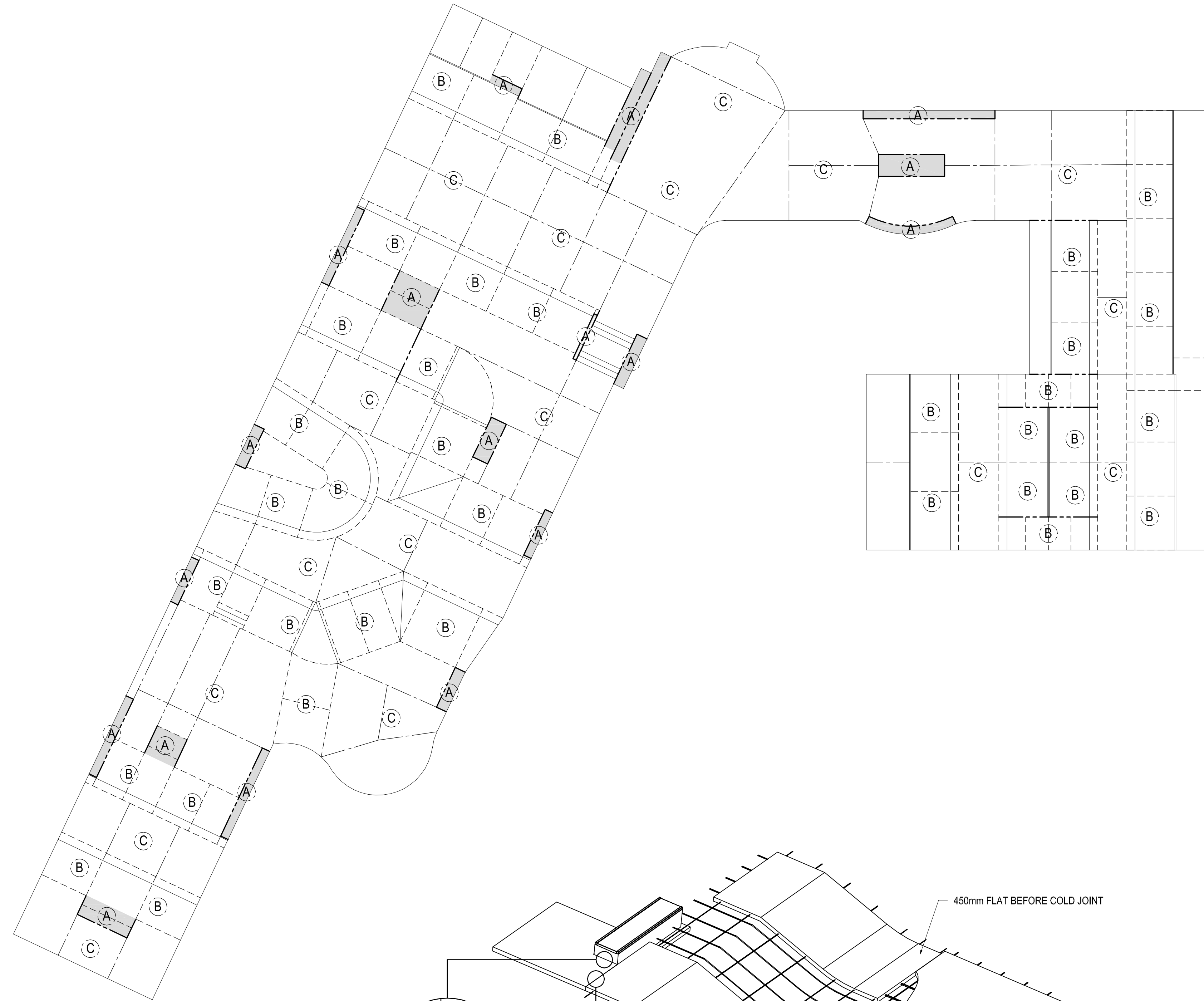


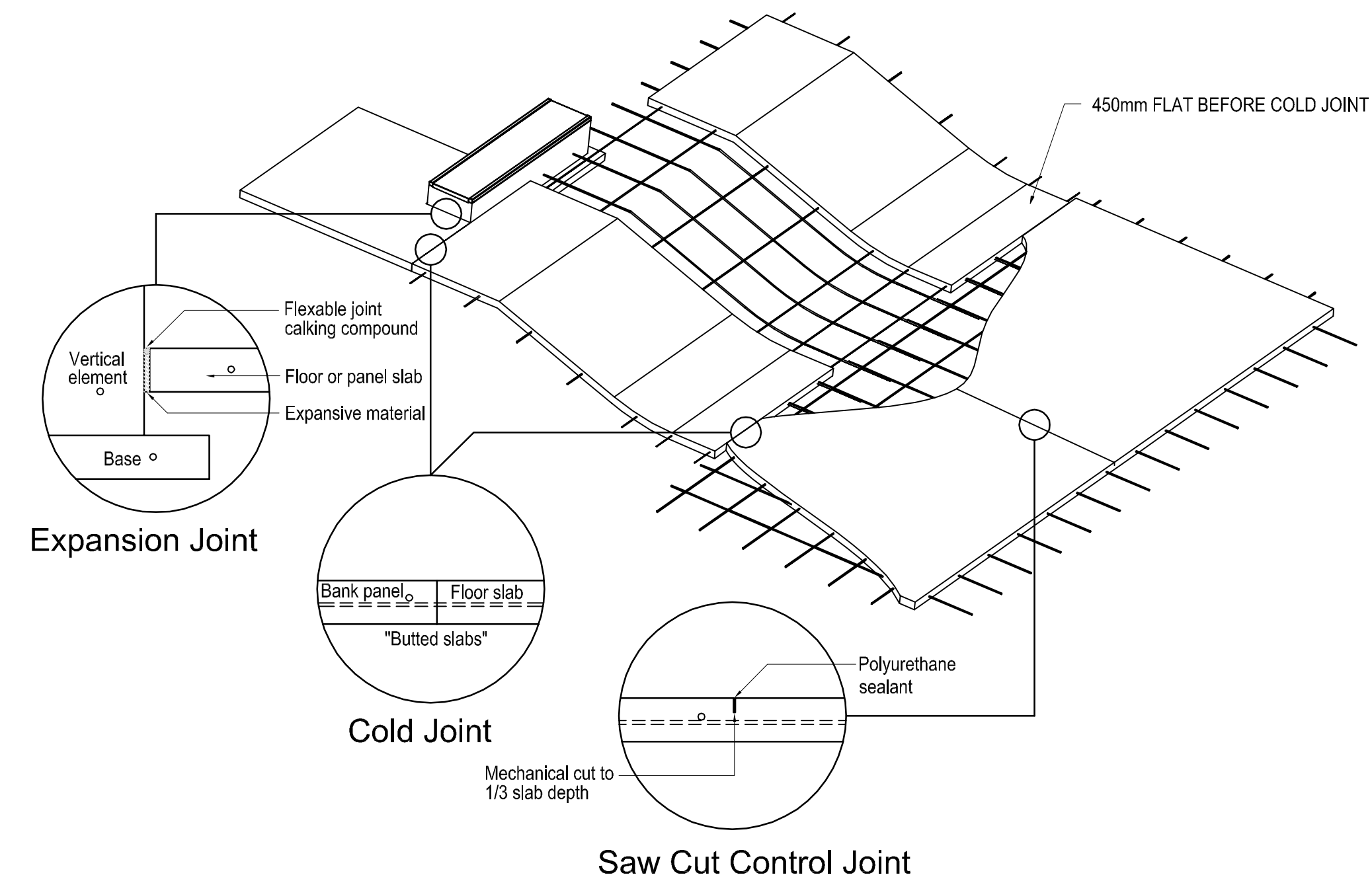
Notes:

1. Construction of all concrete elements within the skatepark are best completed in the following order: A. Keystone Features: significant ledges, or walls B. Concrete Panels and Transitions C. Floor Slab.
2. CIP concrete panels shall be constructed in an alternating arrangement so that every other panel is completed and cured prior to the pouring of the inflill panel. This system provides edge forming for every alternate panel and helps ensure quality control. No panels shall exceed 4.0M (linear) in size without control jointing. -see concrete specs.
3. Cold Joints are provided between each panel. Place tie bars and dowels or continuous 10mm (rebar) round deformed reinforcing steel through all panels and floor slab. Provide sufficient number of joint dowel assemblies in advance of placing crews to avoid delays. Place concrete to lines, grades and depths as shown on contract drawings. Immediately prior to placing fresh concrete mixture against cold joints, prepare joint by first removing any loose or foreign material and then brushing a thick layer of cement and water slurry. Slurry should have consistency necessary to fill and remain in voids along joint. For uneven surfaces or slopes over 15 degrees from vertical, cut joints vertically for full depth. Edge of cold joints cut after 60 minutes of placement of concrete should be saw cut for 1/3 depth of slab. Epoxy joint filler compound shall be placed in saw cuts to ensure smooth surface.
4. Expansion Joints: Shall be placed at the base of all vertical concrete elements such as ledges, stairs and walls. Utilize joint compound no greater than 6.25mm in width to help eliminate tripping or irregularities in skating surface.
5. Test panels will be required for each significant type of conc. work: 1. panels 2. transitions 3. ledges. Review by the contract administrator to ensure that specifications and tolerances are met and quality expectations are set for the entire job. Written notice 7 days prior to the initial pour must be given to ensure that the contract administrator can be present to review the initial concrete finishing work.

Saw cut pattern is shown to provide technique and direction.
Contractor shall cut slab as needed to prevent cracking.



LEGEND	
	saw cut
	expansion joint
	cold joint
	vertical elements



van der Zalm + associates inc.
Landscape Architecture * Urban Design * Parks & Recreation

Suite 2200 1177 W Hastings St. P 604.882.0024
Vancouver, British Columbia F 604.882.0042
V6E 2K3 info@www.vdz.ca

The Warehouse Design Studio
8938 192 Street P 604.882.0024
Surrey, British Columbia F 604.882.0042
VAN 3V8B info@www.vdz.ca

NOTES

© Copyright reserved. This drawing and design is the property of van der Zalm + associates inc., and may not be reproduced or used for other projects without permission.

No.	Description	Date
0.	Issue for Tender	Mar. 03/06

REVISIONS-DRAWING ISSUE

CONTRACTOR SHALL CHECK ALL DIMENSIONS ON THE WORK AND REPORT ANY DISCREPANCY TO THE CONTRACT ADMINISTRATOR BEFORE PROCEEDING. ALL DRAWINGS AND SPECIFICATIONS ARE THE EXCLUSIVE PROPERTY OF THE CONTRACT ADMINISTRATOR AND MUST BE RETURNED AT THE COMPLETION OF THE WORK.

PROJECT:
Skatepark West St. James

LOCATION:
Winnipeg, Man.

DRAWN	ML	
CHECKED	MV	
APPROVED	MV	CAD FILE JOINT PLAN
SCALE	1 : 150	DATE June. 01/05

JOINT PLAN

DRAWING TITLE

PROJECT NO. PR2005-08

DRAWING NO. SK - 6