

FIG. 1 FLOOR MOUNT

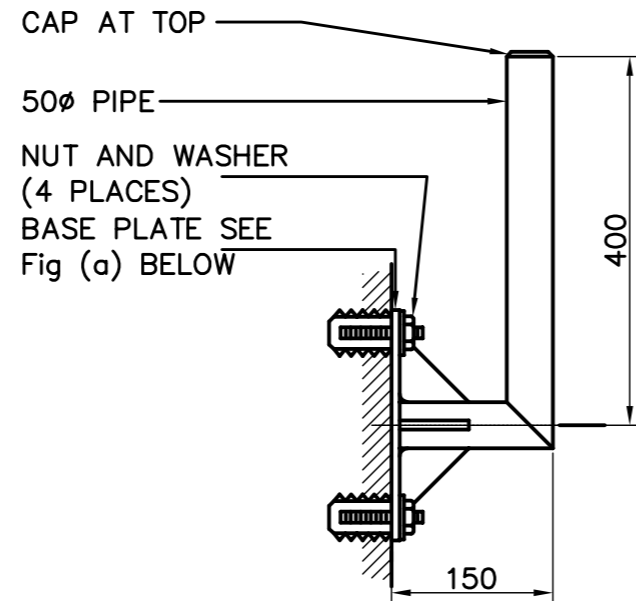


FIG. 2 WALL MOUNT

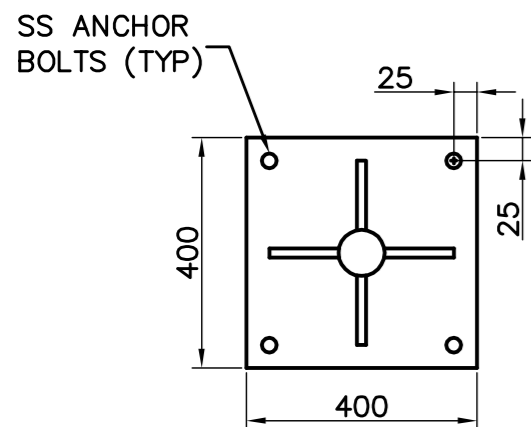


FIG. (a) MOUNTING PLATE




FIG. (b) WALL MOUNT EXTERNAL VIEW

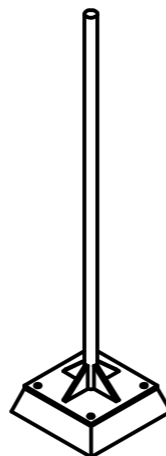


FIG. (c) FLOOR MOUNT EXTERNAL VIEW

NOTES:

- 1) PIPE AND MOUNTING PLATE COPPER FREE ALUMINUM, OR GALVANIZED STEEL.
- 2) TOP OF PIPE TO BE 1400 (NOMINAL) ABOVE SERVICE FLOOR.
- 3) GROUTING TO BE POURED ONCE FLOOR MOUNT STAND PLUMBED FASTENED IN PLACE.

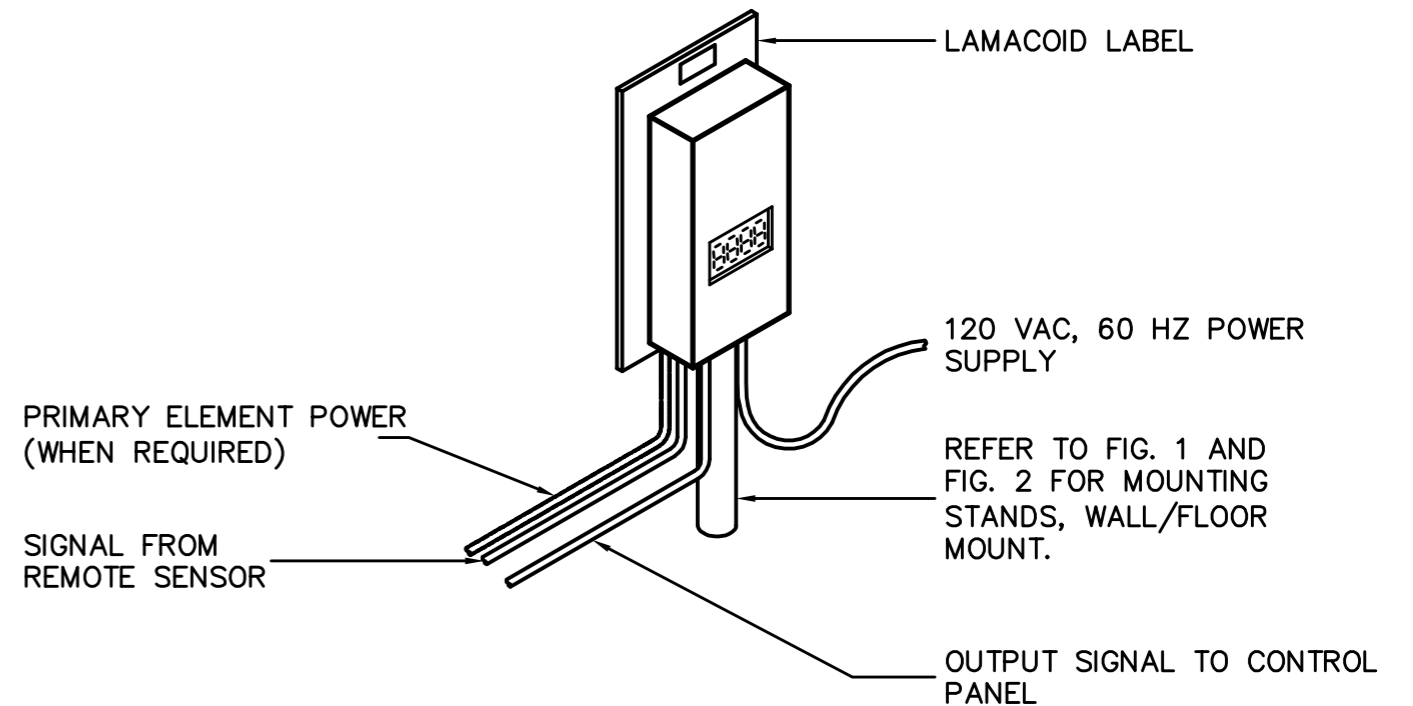


FIG. 3 REMOTE INDICATING TRANSMITTER (SELF POWERED)

REFER TO FIG. 1 AND FIG. 2 FOR MOUNTING STANDS, WALL/FLOOR MOUNT.

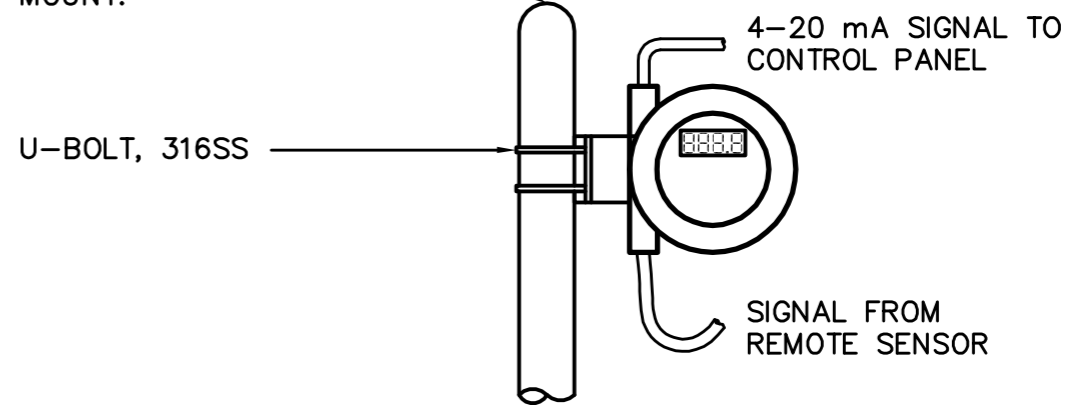


FIG. 4 REMOTE INDICATING TRANSMITTER (LOOP POWERED)

| | | | | | | | | |
|--------------------------------------------------------------------------------------------------------------|---------------|----------------------------------------------|----------------------------------------------------------|------------------------|---------------------------------------------------------------------------------------|----------------------------------------------------|----------------------------------------|----------------------------------------------------|
| EAPCO Certificate of Authorization Earth Tech Canada Inc. No. 730 Expiry: April 30, 2006 | B.M. ELEV. | Frederickson Cooper ARCHITECTS | Earth Tech A New Instrumental Ltd. Company | ENGINEER'S SEAL | THE CITY OF WINNIPEG WATER AND WASTE DEPARTMENT ENGINEERING DIVISION | | | |
| | | | | DESIGNED BY: NT | | CHECKED BY: SWT | ORIGINAL SIGNED BY: S.W. TORMEY | CITY FILE NUMBER |
| | | | | DRAWN BY: GLG | | APPROVED BY: DJT | 2006/03/07 | SHEET OF |
| | | | | SCALE: NTS | | RELEASED FOR CONSTRUCTION BY: R. SOROKOWSKI | CONSULTANT DRAWING NO. WL-A0402 | CITY DRAWING NUMBER 1-0601L-D-A0402-001-000 |
| | NO. REVISIONS | DATE | BY | DATE | DATE | | | |