SHEET: COW-A1 (05/2005)

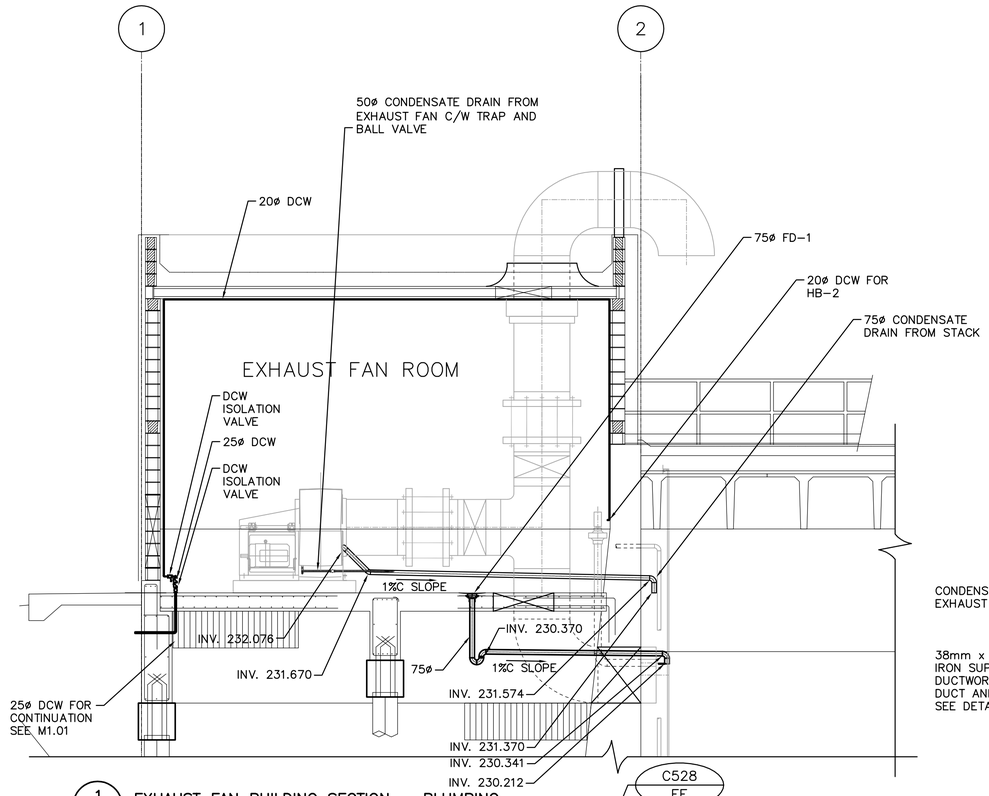

1 M1.01 EXHAUST FAN BUILDING SECTION – PLUMBING
SCALE 1:50

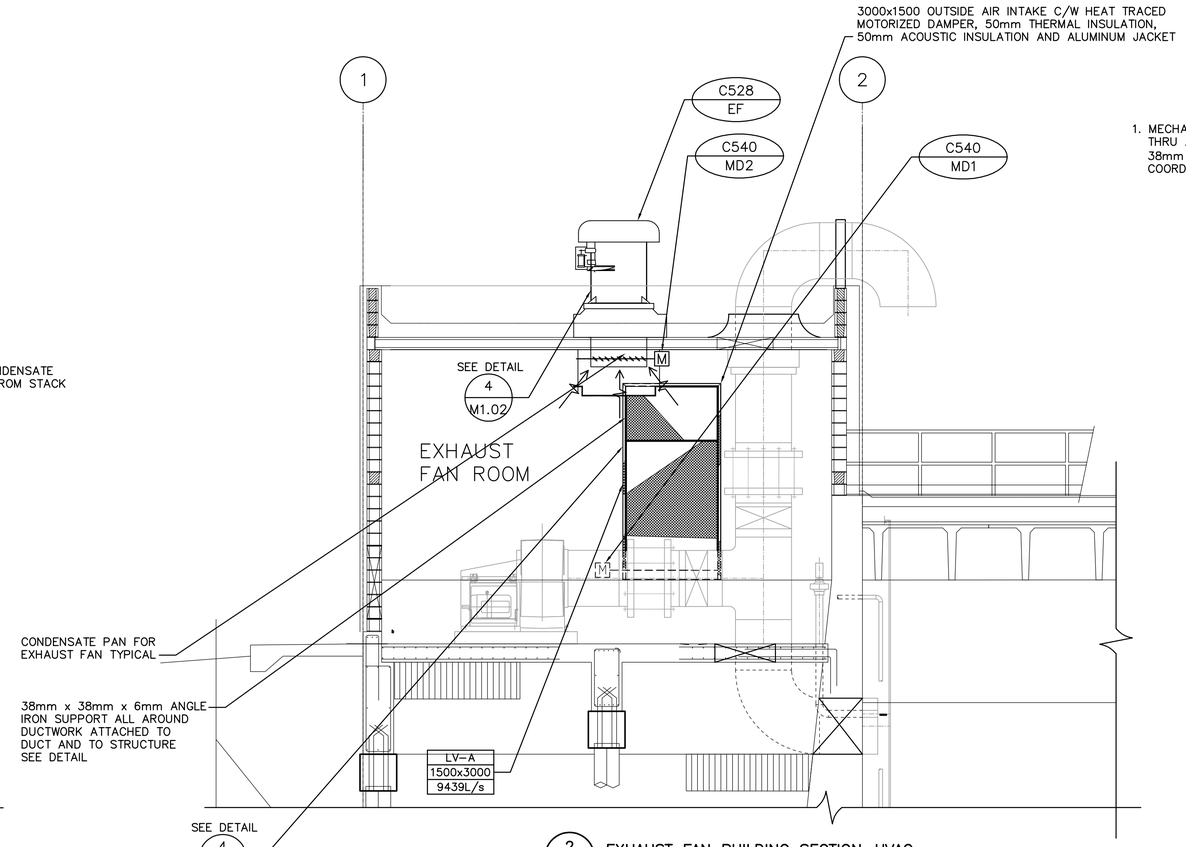

2 M1.02 EXHAUST FAN BUILDING SECTION–HVAC
SCALE 1:50

GENERAL NOTE:

1. MECHANICAL CONTRACTOR SHALL SLEEVE THRU ALL SANITARY LINES LARGER THAN 38mm THRU SBR TANK. (SEE DETAIL). COORDINATE WITH STRUCTURAL TRADES.

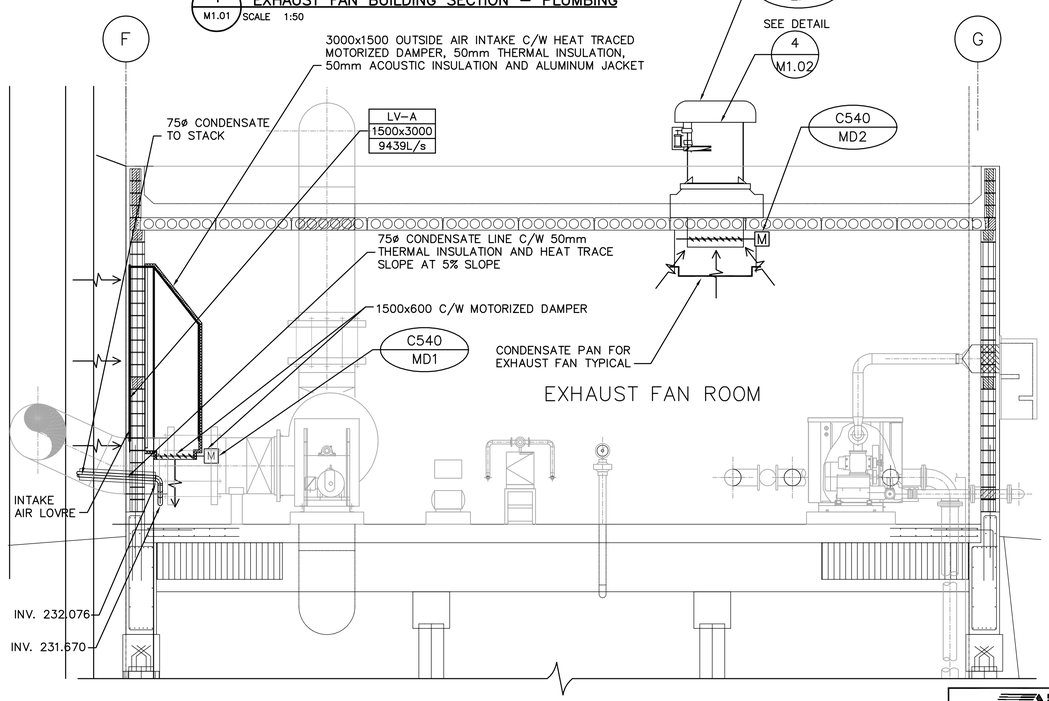

3 M1.02 EXHAUST FAN BUILDING SECTION–PLUMBING & HVAC
SCALE 1:50

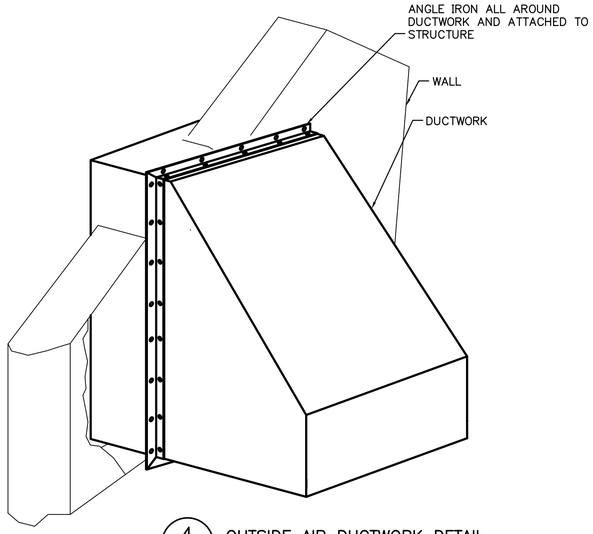

4 – OUTSIDE AIR DUCTWORK DETAIL
SCALE N.T.S.

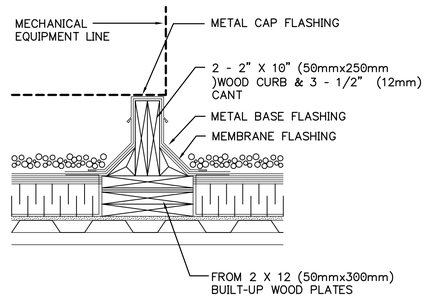

5 – MECHANICAL EQUIPMENT CURB DETAIL
SCALE N.T.S.

APEGM
Certificate of Authorization
Earth Tech Canada Inc.
No. 730 Expiry: April 30, 2007

NO.	REVISIONS	DATE	BY
00	ISSUED FOR TENDER	06/05/15	DJP

B.M. ELEV.

Earth Tech
A Tyco International Ltd. Company

DESIGNED BY	AB	CHECKED BY	AB
DRAWN BY	DJP	APPROVED BY	JEH
SCALE:	AS NOTED	RELEASED FOR CONSTRUCTION BY:	K. MARTENS
DATE	2006/05/15	DATE	2006/05/15

ENGINEER'S SEAL
ORIGINAL SIGNED BY
A. BURACHYNSKY
2006/05/15

CONSULTANT DRAWING NO.
M2.01

Winnipeg
THE CITY OF WINNIPEG
WATER AND WASTE DEPARTMENT
ENGINEERING DIVISION

NEWPCC CENTRATE NUTRIENT TREATMENT
NITROGEN REMOVAL FACILITY

CITY FILE NUMBER
SHEET OF

MECHANICAL
EXHAUST FAN BUILDING – SECTIONS

CITY DRAWING NUMBER

L:\WORK\66000\66303CEN\02A-CAD\ALL\SUBMISSION\TENDER\NITROGEN REMOVAL\BOUND DWG'S\M2.01.DWG