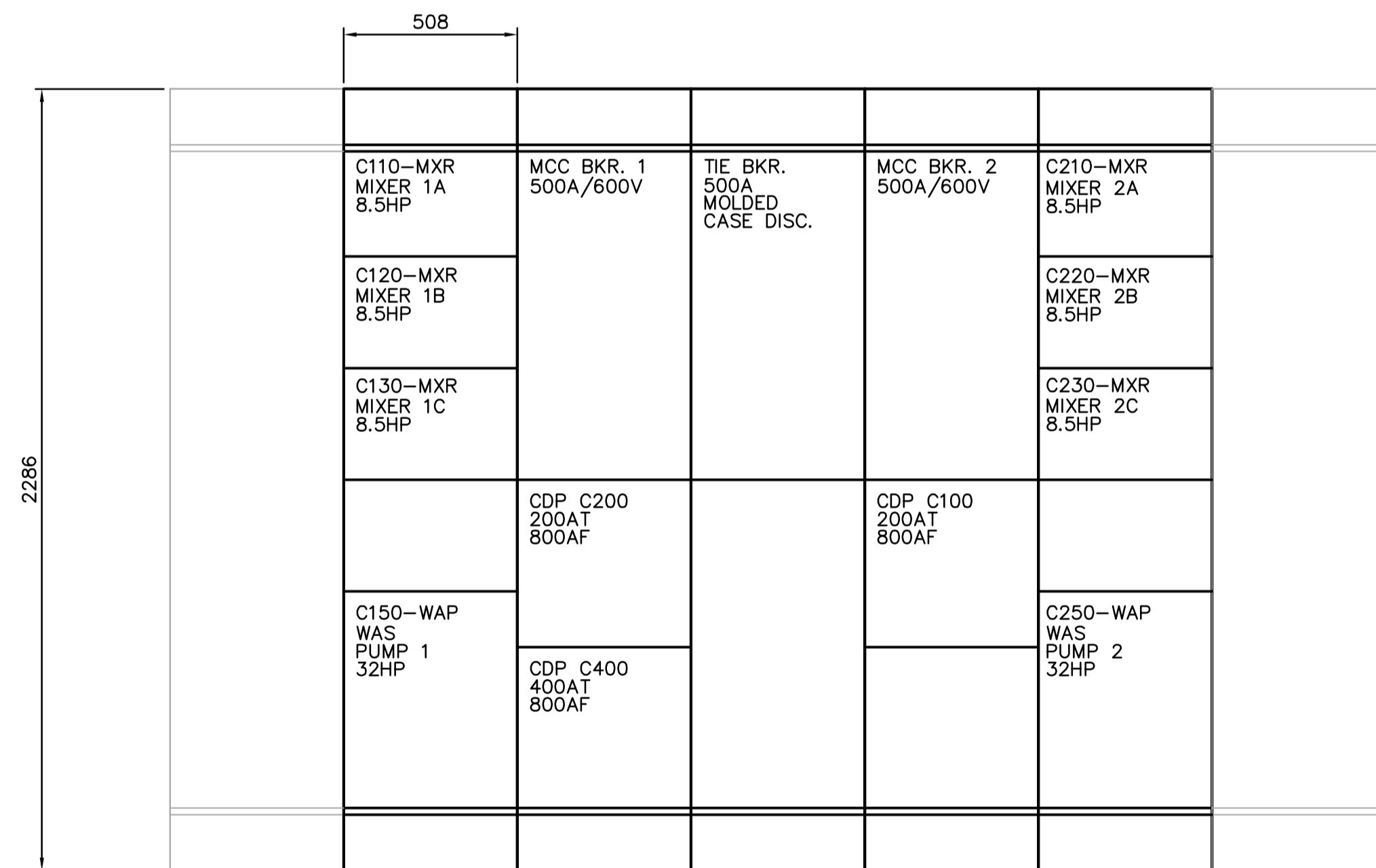


ELECTRICAL ROOM - ISOMETRIC VIEW
SCALE: 1:50

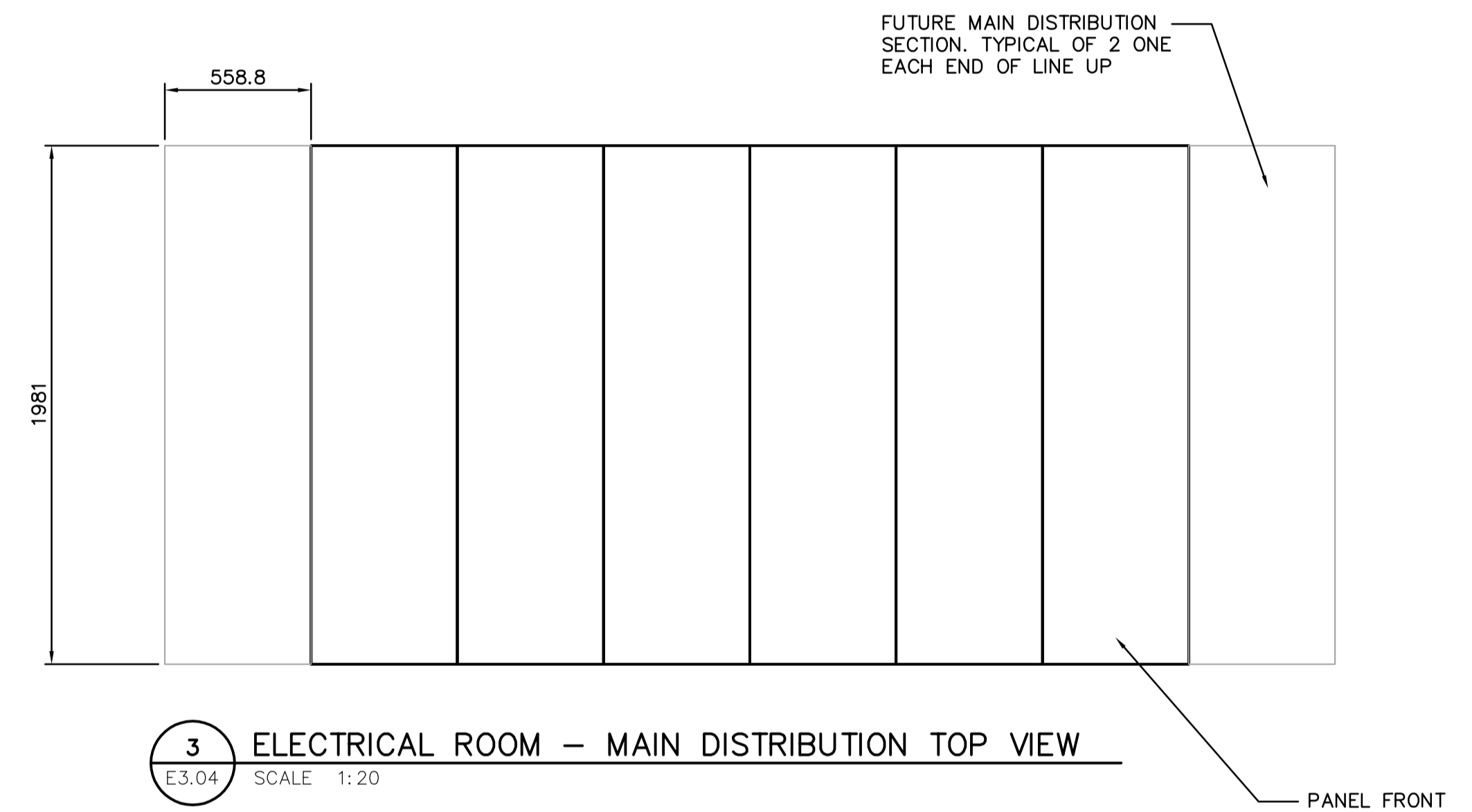
1 ELECTRICAL ROOM - MAIN DISTRIBUTION FRONT VIEW
E3.04 SCALE 1:20

NOTE:
FOR MOTORS WITH EXTERNAL THERMISTOR AND MOISTURE RELAYS, ALLOW EXTRA 1X SPACE FOR EACH MOTOR STARTER. THE RELAYS SHALL BE MOUNTED AND WIRED INSIDE EACH MOTOR STARTER. REFER TO P&ID'S FOR LIST OF MOTORS WITH ABOVE RELAYS. DETAILED WIRING DIAGRAMS WILL BE BASED ON MOTOR SUPPLIER SHOP DRAWINGS.

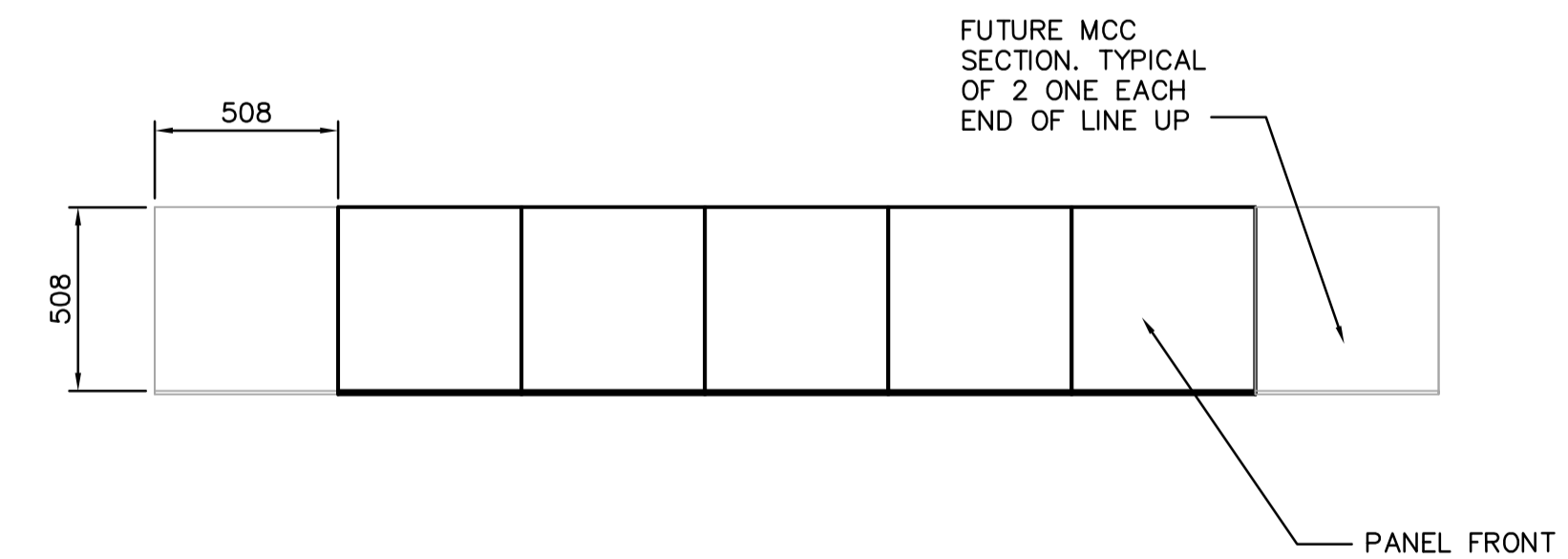


2 ELECTRICAL ROOM - MOTOR CONTROL CENTRE 1C & 2C FRONT VIEW
E3.04 SCALE 1:20

NOTE:
FOR MOTORS WITH EXTERNAL THERMISTOR AND MOISTURE RELAYS, ALLOW EXTRA 1X SPACE FOR EACH MOTOR STARTER. THE RELAYS SHALL BE MOUNTED AND WIRED INSIDE EACH MOTOR STARTER. REFER TO P&ID'S FOR LIST OF MOTORS WITH ABOVE RELAYS. DETAILED WIRING DIAGRAMS WILL BE BASED ON MOTOR SUPPLIER SHOP DRAWINGS.



3 ELECTRICAL ROOM - MAIN DISTRIBUTION TOP VIEW
E3.04 SCALE 1:20



4 ELECTRICAL ROOM - MOTOR CONTROL CENTRE 1C & 2C TOP VIEW
E3.04 SCALE 1:20

<p>Certificate of Authorization Earth Tech Canada Inc. No. 730 Expiry: April 30, 2007</p>	B.M. ELEV.	<p>A Tyco International Ltd. Company</p>	ENGINEER'S SEAL	<p>THE CITY OF WINNIPEG WATER AND WASTE DEPARTMENT ENGINEERING DIVISION</p>		
			DESIGNED BY PS		CHECKED BY GSN	ORIGINAL SIGNED BY P. STRYK
			DRAWN BY CPG		APPROVED BY JEH	2005/05/15
			SCALE:		RELEASED FOR CONSTRUCTION BY: K. MARTENS	CONSULTANT DRAWING NO. E3.04
	00 ISSUED FOR TENDER 06/05/15 CPG	NO. REVISIONS DATE BY DATE 2006/02/23 DATE 2006/05/15		<p>NEWPCC CENTRATE NUTRIENT TREATMENT NITROGEN REMOVAL FACILITY</p> <p>ELECTRICAL ELECTRICAL/CONTROL ROOM M.C.C. AND DISTRIBUTION</p>		