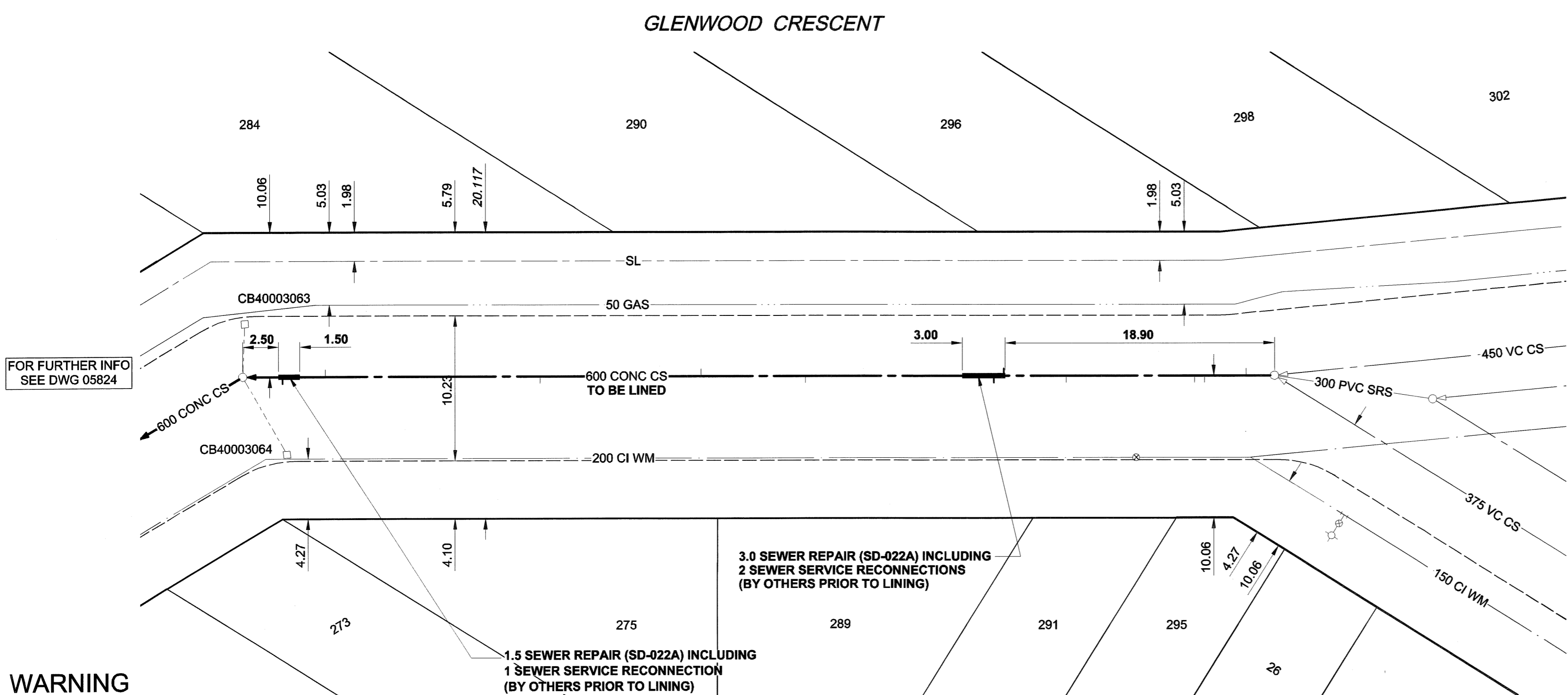
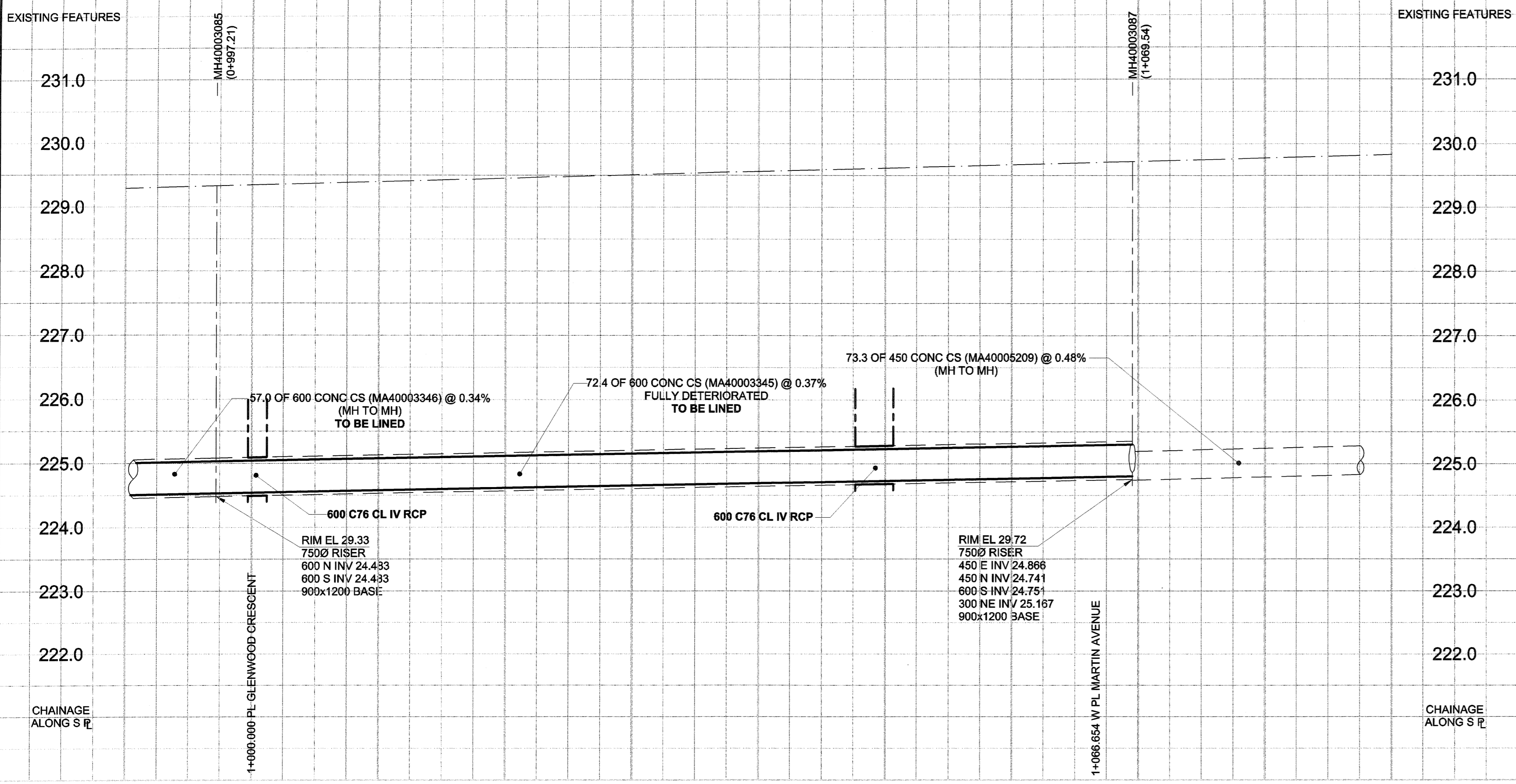


D SIZE 22" x 34" (569mm x 864mm)

PLOT: 06/07/06 2:13:37 PM

UMA FILE NAME: D265-207-01\_01-C-1006\_RX.dwg Saved By: kberard



**SEWER JUNCTION INFORMATION\***

REF. MH	DIST FROM REF. MH	SIZE	CLOCK AT
MH40003087	2.00	150Ø	01
MH40003087	4.90	150Ø	11
MH40003087	5.60	150Ø	11
MH40003087	14.60	150Ø	11
MH40003087	19.00	150Ø	01
MH40003087	19.70	150Ø	11
MH40003087	32.90	150Ø	11
MH40003087	40.20	150Ø	01
MH40003087	51.50	150Ø	11
MH40003085	2.80	150Ø	01
MH40003085	11.60	150Ø	11

\*JUNCTION LOCATION FROM VIDEO INSPECTION

**SEWER SERVICE INFORMATION**

ADDRESS	PL TIE (SHORT/LONG)	JUNCTION TIE	REMARKS
275 GLENWOOD CR	7.01 NSL LOT	3.05 N OF 1ST MH N OF CARMEN	
284 GLENWOOD CR	11.28 NSL LOT	11.58 N OF 1ST MH N OF CARMEN	
289 GLENWOOD CR	11.58 NSL LOT	52.43 N OF 1ST MH N OF CARMEN	
290 GLENWOOD CR	1.83 SSL LOT	31.39 N OF 1ST MH N OF CARMEN	
291 GLENWOOD CR			NO INFORMATION AVAILABLE
295 GLENWOOD CR	0.91 NSL LOT	36.27 N OF MH AT MARTIN	
296 GLENWOOD CR	0.61 EWL LOT	47.85 N OF 1ST MH N OF CARMEN	

**WARNING**  
 IF POWER EQUIPMENT OR EXPLOSIVES ARE TO BE USED FOR EXCAVATION ON THIS PROJECT, THE CONTRACTOR MUST:  
 1) NOTIFY THE GAS COMPANY OF THE PROPOSED LOCATION OF EXCAVATION.  
 2) TAKE PRECAUTION TO AVOID DAMAGE TO GAS COMPANY INSTALLATIONS.  
 SEE PROVINCIAL REGULATION 140/92 FOR DETAILS

**3.0 SEWER REPAIR (SD-022A) INCLUDING 2 SEWER SERVICE RECONNECTIONS (BY OTHERS PRIOR TO LINING)**

**1.5 SEWER REPAIR (SD-022A) INCLUDING 1 SEWER SERVICE RECONNECTION (BY OTHERS PRIOR TO LINING)**

150 WM	WATERMAIN	150 WM	EXISTING	LEGEND - PLAN	NEW	EXISTING	LEGEND - PROFILE	NEW
○	HYDRANT	+	---	REDUCER	+	---	REDUCER	+
○	VALVE	+	---	COUPLING	+	---	COUPLING	+
○	LAND DRAINAGE SEWER	+	---	ANODE	+	---	ANODE	+
○	WASTE WATER SEWER	+	---	HYDRO	+	---	HYDRO	+
○	MANHOLE	○	---	MTS	○	---	MTS	○
○	CATCH BASIN	○	---	GAS	○	---	GAS	○
○	CURB INLET	○	---	TESTHOLE	○	---	TESTHOLE	○
○	CULVERT	○	---	LAMP STANDARD	○	---	LAMP STANDARD	○
○	PIPE ABANDONMENTS	○	---	TREE	○	---	TREE	○
○	SURVEY BAR	○	---			---		
○	EXISTING	○	---	LEGEND - PLAN	○	---	LEGEND - PROFILE	○

**LOCATION APPROVED UNDERGROUND STRUCTURES**

DATE: 06/07/06

BY: KMB

NOTE: LOCATION OF UNDERGROUND STRUCTURES AS SHOWN ARE BASED ON THE BEST INFORMATION AVAILABLE. BUT NO GUARANTEE IS GIVEN THAT ALL EXISTING UTILITIES ARE SHOWN OR THAT THE GIVEN LOCATIONS ARE EXACT. CONFIRMATION OF EXISTENCE AND EXACT LOCATION OF ALL SERVICES MUST BE OBTAINED FROM THE INDIVIDUAL UTILITIES BEFORE PROCEEDING WITH CONSTRUCTION.

UMA | AECOM

DESIGNED BY: MJR

CHECKED BY: A. Deane

DRAWN BY: KMB



APPROVED BY: [Signature]

HOR. SCALE: 1:250

VERT. SCALE: 1:50

RELEASED FOR CONSTRUCTION: [Signature]

DATE: 06/07/06



**THE CITY OF WINNIPEG WATER AND WASTE DEPARTMENT**

**2006 COMBINED SEWER RENEWALS BY CIPP LINING CONTRACT 16**

**GLENWOOD CRESCENT**  
 MH AT MARTIN AVENUE TO 1ST MH S OF MARTIN AVENUE

SHEET 16 OF 28  
 CITY DRAWING NUMBER 05825  
 REV 0

BID OPPORTUNITY NO. 273-2006