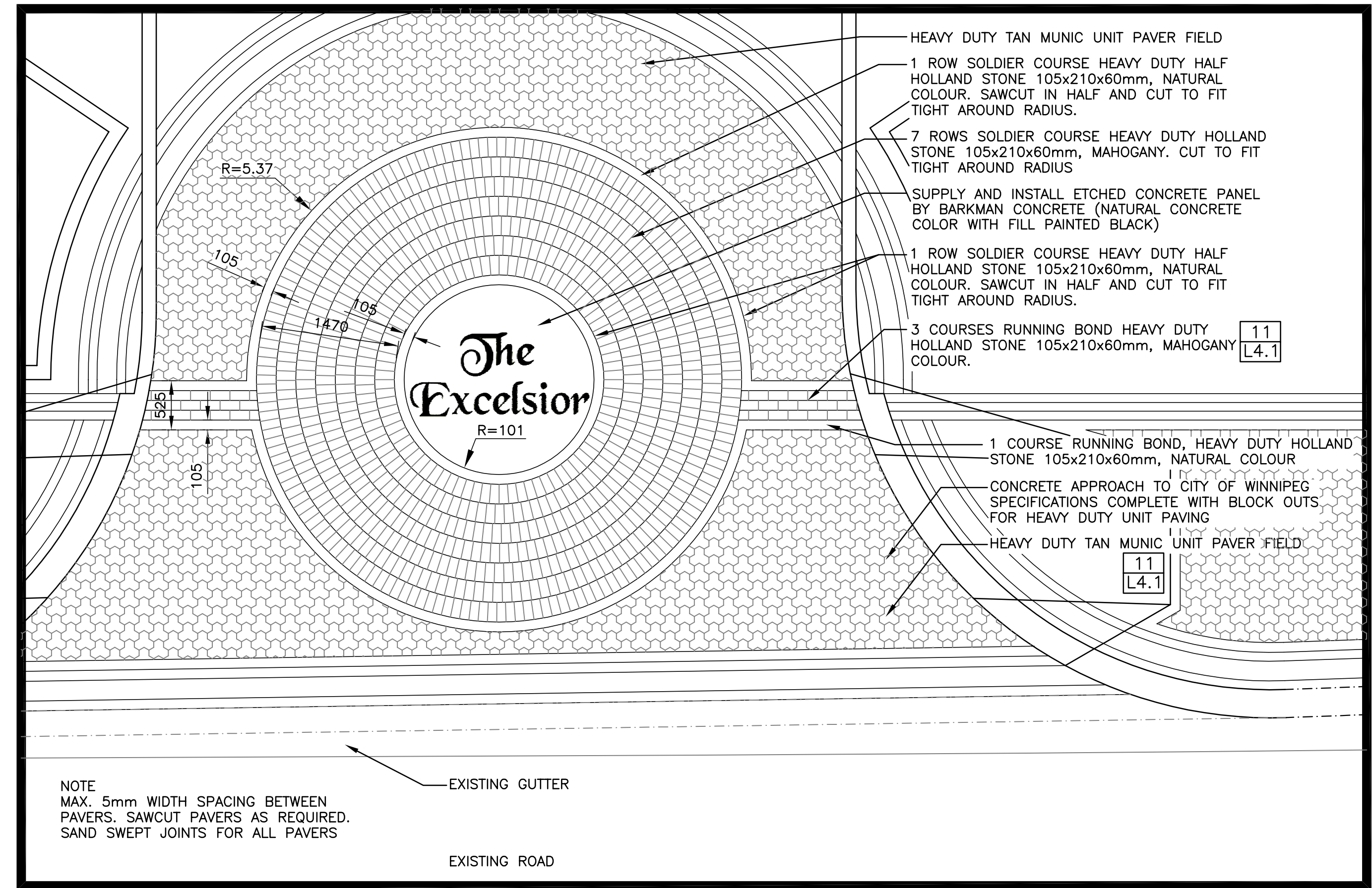
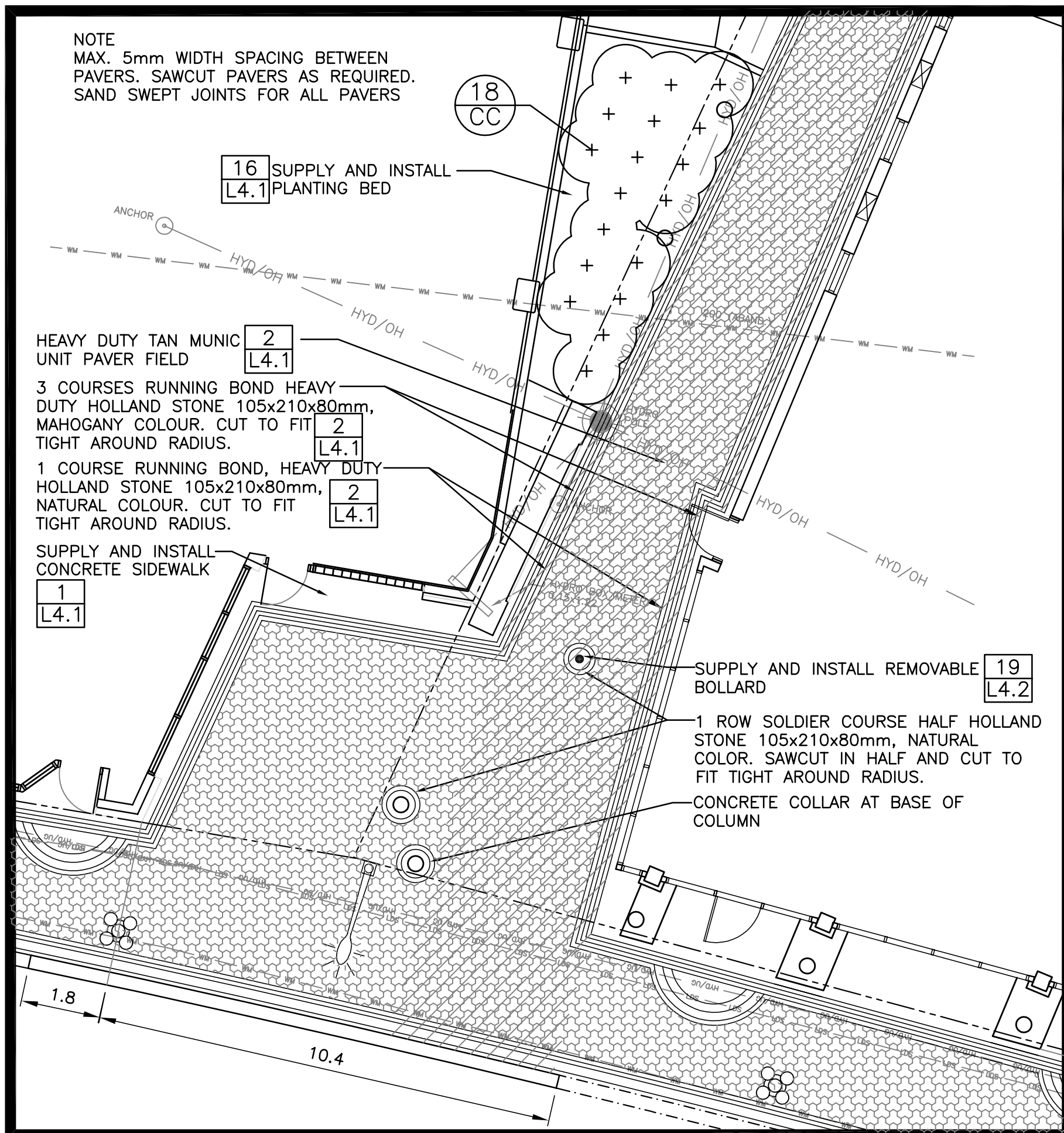


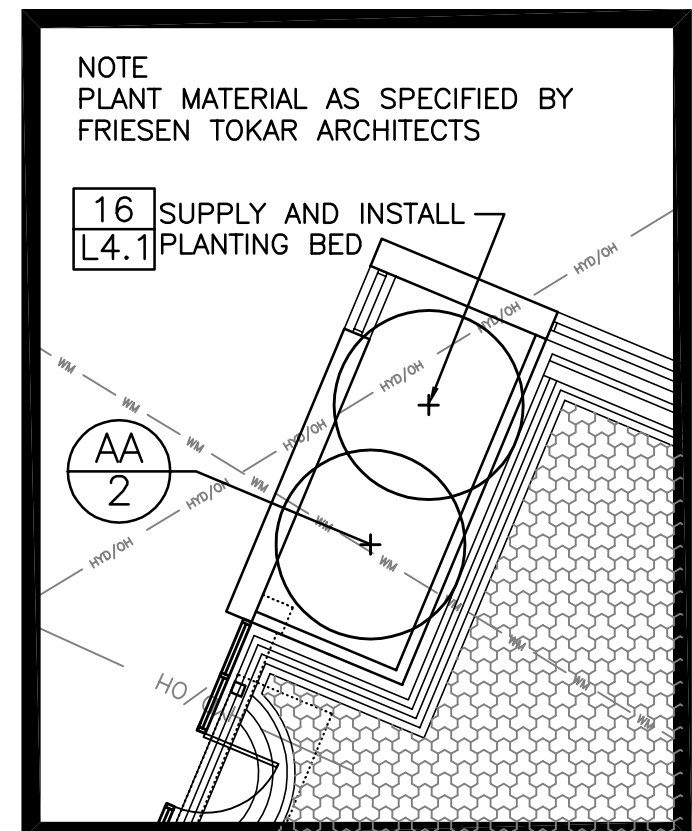
ENLARGEMENT 1



ENLARGEMENT 2



ENLARGEMENT 3



ENLARGEMENT 4

PLANT LIST

KEY	QTY.	COMMON NAME/BOTANICAL NAME	SIZE	REMARKS
DECIDUOUS TREES				
AA	2	DAKOTA PINNACLE BIRCH / BETULA PLATYPHYLLA 'FARGO'	2" cal.	SPECIMAN, B&B, MACHINE DUG WITH MIN. 10 BRANCHES IN WELL BRANCHED HEAD, SINGLE STEM, STRAIGHT TRUNK, MIN. HT. 3500mm.
DECIDUOUS SHRUBS				
BB	8	WINNIPEG PARKS ROSE / ROSA 'WINNIPEG PARKS'	2 gal. pot	SPECIMAN, CONTAINER GROWN, WITH MINIMUM 3 STALKS IN WELL BRANCHED PLANT. MIN PLANT HT. OF 18".
CC	18	SNOWBERRY / SYMPHORICARPOS ALBUS	2 gal. pot	SPECIMAN, CONTAINER GROWN, WITH MINIMUM 3 STALKS IN WELL BRANCHED PLANT. MIN PLANT HT. OF 18".
DD	27	GUMBALL SPIREA / SPIRAEA x BUMALDA 'GUMBALL'	2 gal. pot	SPECIMAN, CONTAINER GROWN, WITH MINIMUM 3 STALKS IN WELL BRANCHED PLANT

NOTES

- ALL DIMENSIONS SHOWN IN METRIC UNITS. NUMBERS WITH DECIMALS INDICATE METERS. WHOLE NUMBERS INDICATE MILLIMETERS.
- ALL DIMENSIONS ARE REFERENCED FROM PROPERTY LINES AND/OR BUILDING FACE AND FACE OF CURB.
- ALL UTILITIES ARE SHOWN AS INFORMATION ONLY. CONTRACTOR TO CONFIRM LOCATION OF ALL UTILITIES ON SITE PRIOR TO CONSTRUCTION.
- THE CONTRACTOR SHALL PROVIDE A QUALIFIED CREW TO LAYOUT STREETSCAPING ELEMENTS. THE CREW SHALL BE EQUIPPED WITH ALL THE NECESSARY EQUIPMENT TO PROVIDE HORIZONTAL AND VERTICAL LAYOUT IN ACCORDANCE WITH THE PLANS AND SPECIFICATIONS.
- CONTRACTOR TO PROTECT ALL TREES, POLES, AREAWAYS ETC. TO REMAIN TO CITY OF WINNIPEG STANDARDS.
- CONFIRM ALL DIMENSIONS ON SITE AND HAVE ALL PAVING AND PLANTING LAYOUTS APPROVED BY CONTRACT ADMINISTRATOR PRIOR TO ANY EXCAVATION OR CONSTRUCTION. REPORT ANY DISCREPANCIES.
- LAYOUT ALL CONCRETE SAWCUTS FOR REVIEW AND APPROVAL BY CONTRACT ADMINISTRATOR PRIOR TO CONSTRUCTION.
- CONTRACTOR TO STAKE LOCATION OF STITTVILLE LIGHT STANDARDS ON SITE FOR REVIEW AND APPROVAL BY MANITOBA HYDRO.
- CONTRACTOR TO INSTALL CONCRETE FOUNDATIONS (INCLUDING CONDUIT) FOR STITTVILLE AND LASER CUT STITTVILLE LIGHT STANDARDS USING DETAIL PROVIDED BY STRUCTURAL ENGINEER. REFER TO DRAWING SK1. SUPPLY AND INSTALL 3500mm LENGTH 4509 CMP SHROUD AT PROPOSED LIGHT LOCATIONS OVER EXISTING WATERMAIN.
- MANITOBA HYDRO TO INSTALL CONDUIT, WIRING AND POWER REQUIREMENTS FOR STITTVILLE AND LASER CUT STITTVILLE LIGHT STANDARDS. CONDUIT AND WIRING TO BE INSTALLED FOLLOWING EXCAVATION AND REMOVALS WORK BY CONTRACTOR AND PRIOR TO PAVING WORKS BY CONTRACTOR. CONTRACTOR TO COORDINATE WITH MANITOBA HYDRO, PATRICK WACH, 992-7530
- STITTVILLE LIGHT STANDARDS WITH COMPACT FLOURESCENT LUMINAIRE TO BE SUPPLIED BY CITY OF WINNIPEG (FROM STOCK AT MANITOBA HYDRO, NOTRE DAME) AND INSTALLED BY MANITOBA HYDRO. LASER CUT STITTVILLE LIGHT STANDARDS WITH COMPACT FLOURESCENT LUMINAIRE TO BE SUPPLIED AND INSTALLED BY CONTRACTOR. CONTACT: TERRY MCCARTHY 474-4127.
- LOCATION OF ALL RAMP CURBS AND SIDEWALK RAMPS TO BE CONFIRMED ON SITE RELATIVE TO CROSSWALK LOCATIONS. ADJUST PAVING PATTERN AS REQUIRED. LOCATIONS TO BE APPROVED BY CONTRACT ADMINISTRATOR PRIOR TO CONSTRUCTION. ALL RAMPS MUST BE SMOOTH WITH NO DIPS OR STEPS IN PAVING. ALL SIDEWALK RAMPS TO HAVE A MAXIMUM 6% SLOPE UNLESS OTHERWISE NOTED.
- REFER TO GRADING PLAN FOR ELEVATIONS AND GRADES. MAINTAIN EXISTING GRADES AT ALL BUILDING EDGES AND PROPERTY LINES UNLESS OTHERWISE NOTED. ENSURE POSITIVE DRAINAGE TO ALL CATCH BASINS.
- CONTRACTOR TO ADJUST GRADES OF ALL SERVICES WITHIN LIMIT OF WORK AS REQUIRED. REFER TO ENGINEER'S DRAWINGS AND SPECIFICATIONS FOR ALL MANHOLES, CATCH BASINS, FIRE HYDRANT, CURB STOPS, ETC. REMOVALS, RELOCATIONS AND ADJUSTMENTS.
- ALL BRICK AND UNIT PAVING EXTENDS BENEATH ALL STREET FURNITURE (PLANTERS, NEWSPAPER BOXES, GARBAGE RECEPTACLES AND BENCHES) PAVING TO BE ADJUSTED ON SITE TO MEET EXISTING CONDITIONS.
- CONTRACTOR TO SUPPLY AND INSTALL SQUARE CONCRETE COLLARS FOR ALL SURFACE UTILITIES IN SIDEWALK. WHERE COLLAR EXTENDS INTO PAVING BANDS CONTRACTOR TO ENSURE CONCRETE EXTENDS TO NEAREST LINE OF PAVER OR BRICK. REFER TO DETAIL 14/L4.2.
- ALL PAVING WORKS AND CURB/GUTTER TO BE SUPPLIED AND INSTALLED TO CITY OF WINNIPEG STANDARDS AND SPECIFICATIONS.
- CONTRACTOR IS RESPONSIBLE FOR ALL REMOVALS AS REQUIRED TO CONSTRUCT ALL WORKS AS SHOWN ON PLANS AND DETAILS. ALL ITEMS TO BE REMOVED MUST BE DISPOSED OF LEGALLY OFF SITE. ALL REUSABLE PAVING STONE TO BE STOCKPILED FOR REINSTALLATION.
- REMOVAL OF PLANT MATERIAL INCLUDES ROOT MASS AND FILLING HOLES WITH COMPACTED FILL SUITABLE TO SURFACE FINISH (GRAVEL OR CLEAN EARTH).
- PLANTING AND SHRUB BED LAYOUT TO BE APPROVED BY CONTRACT ADMINISTRATOR PRIOR TO ANY CONSTRUCTION OR REMOVALS.
- IN GENERAL, SHRUB SPACING IN BEDS AS FOLLOWS: LARGE DECIDUOUS SHRUB: 900mm O.C. SMALL DECIDUOUS SHRUBS: 600mm O.C. THIS VARIES SLIGHTLY WITH SPECIES. CONTRACTOR TO OBTAIN APPROVAL FROM CONTRACT ADMINISTRATOR PRIOR TO PLANTING
- ALL SHRUBS TO BE PLANTED A MINIMUM OF 600mm O.C. FROM BACK OF CURB AND 450mm O.C. FROM EDGE OF BED.

LEGEND

- C.I.P. CONCRETE CURB
- EXISTING CURB TO REMAIN
- PROPERTY LINE
- PAVING BAND
- LAND DRAINAGE SEWER
- COMBINED SEWER
- WATER MAIN
- UNDERGROUND HYDRO
- OVERHEAD HYDRO
- UNDERGROUND TELEPHONE
- GAS LINE
- PROPOSED SHRUBS
- PROPOSED DECIDUOUS TREE
- PROPOSED STITTVILLE LIGHTS
- EXISTING MANHOLE
- PROPERTY LINE
- EXISTING WATER WALVE
- EXISTING CATCH BASIN
- EXISTING FIRE HYDRANT
- PLANT KEY
- QUANTITY
- TYPE
- DETAIL KEY
- DETAIL NUMBER
- SHEET NUMBER

1	ISSUED FOR TENDER	02/03/06	SR
No.	Revisions	Date	By
Date	Scale		
27-01-06	AS NOTED		
Designed By	Drawn By	Checked By	
SR/AH	AH	SR	



McGOWAN RUSSELL
Client
CITY OF WINNIPEG
Project Title
WATERFRONT DRIVE STREETSCAPING
Sheet Title
EXCELSIOR / STRAND ENLARGEMENTS
Project No.
05-026
Drawing No.
L1.3