

NOTES
1. SEE MCC 3A & 3B SINGLE LINE DIAGRAMS AND
PANEL SCHEDULES FOR DRR-21 & DPR-22
FOR 600V POWER DISTRIBUTION.

BF

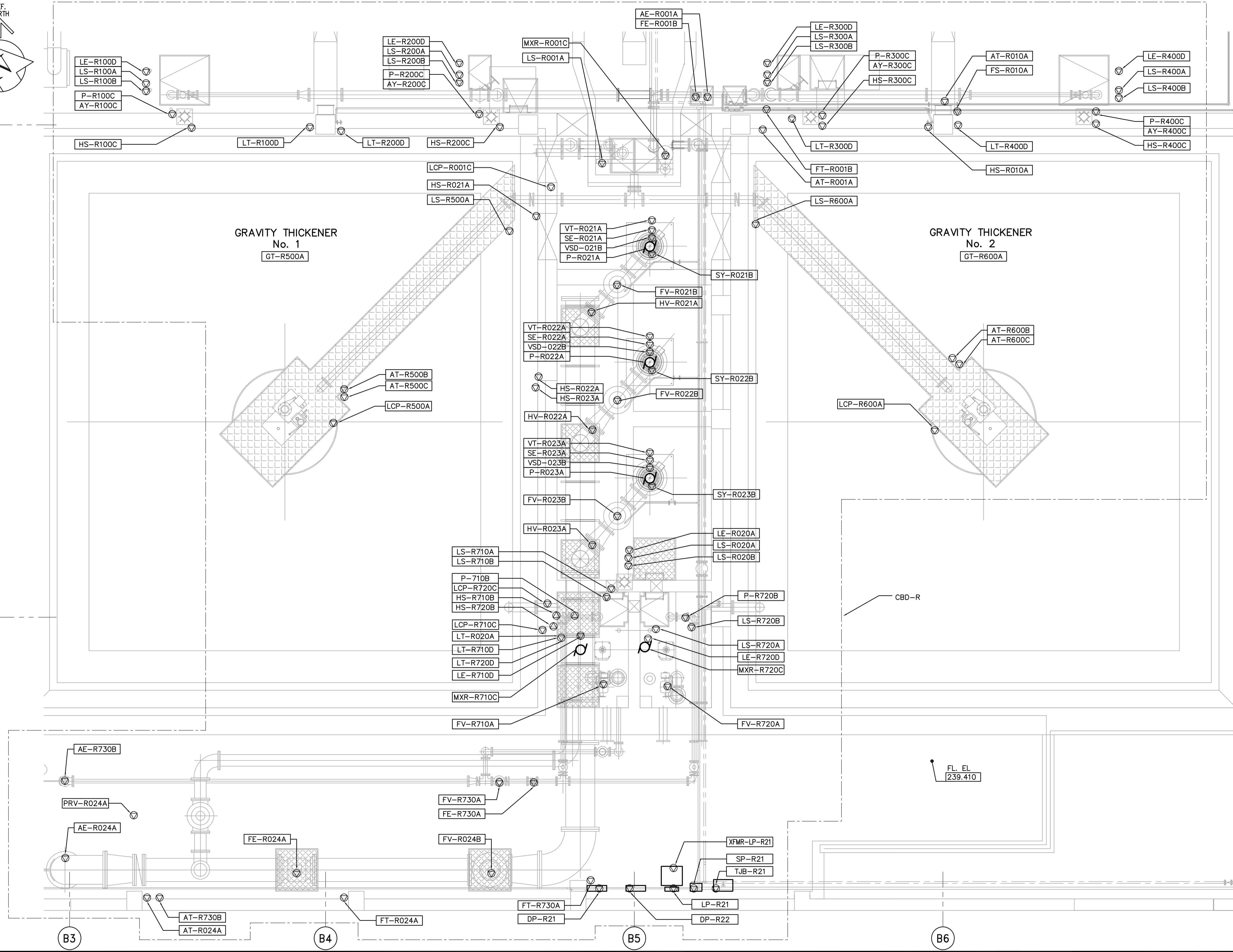
BG

B3

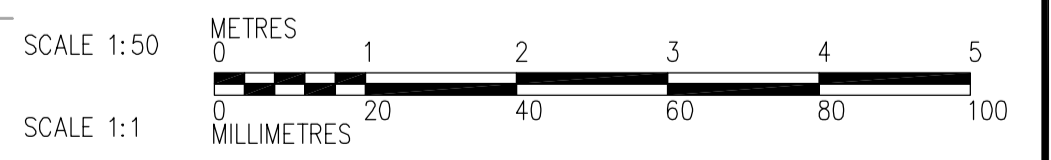
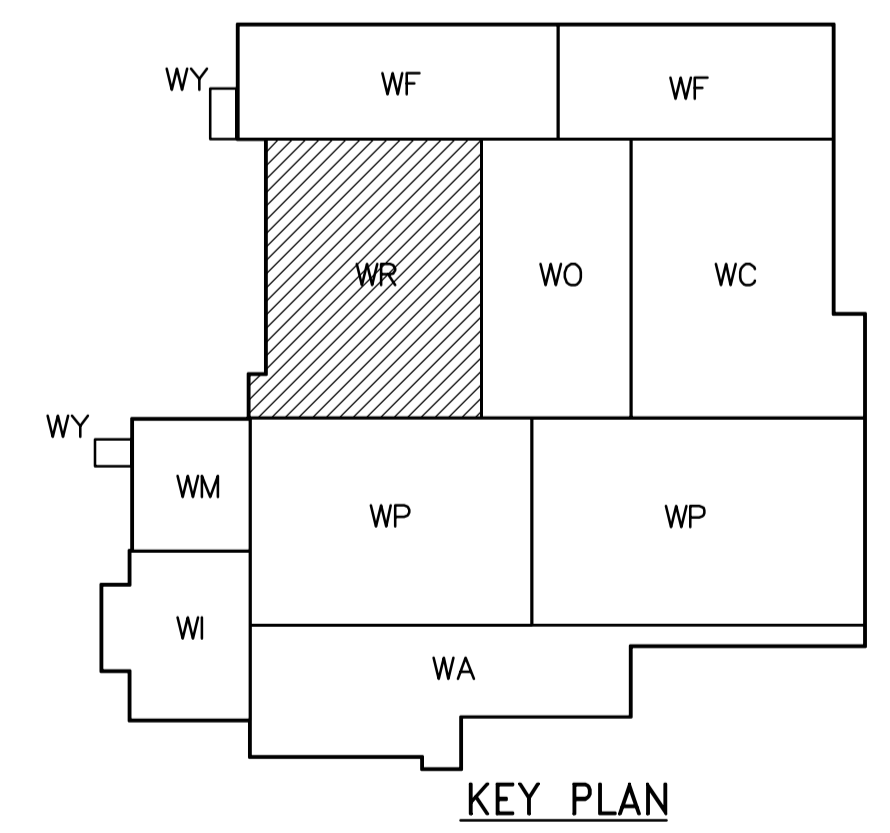
B4

B5

B6



SECOND FLOOR PROCESS PLAN
1:100



APECA
Certificate of Authorization
CH2M HILL Canada Ltd.
No. 1441 Expiry: April 30, 2006

B.M. ELEV.			
00	ISSUED FOR TENDER	06/03/29	LL
NO.	REVISIONS	DATE	BY
		2006/01/21	

CH2MHILL Frederickson Cooper ARCHITECTS	EarthTech A Tyco International Ltd. Company
DESIGNED BY: LL	CHECKED BY: ND
DRAWN BY: TL	APPROVED BY: AHL
SCALE: 1:50	RELEASED FOR CONSTRUCTION BY: R. SOROKOWSKI
	DATE: 2006/03/29

ENGINEER'S SEAL
ORIGINAL SIGNED BY
L.D. LLEWELLYN
2006/03/29
CONSULTANT DRAWING NO.
WR-E0401

THE CITY OF WINNIPEG
WATER AND WASTE DEPARTMENT
ENGINEERING DIVISION

WATER TREATMENT PLANT
RESIDUALS HANDLING
MECHANICAL AND ELECTRICAL

ELECTRICAL
RESIDUALS HANDLING AREA
SECOND FLOOR PROCESS PLAN

CITY FILE NUMBER
SHEET OF
CITY DRAWING NUMBER
1-0601R-A-E0401-001-000