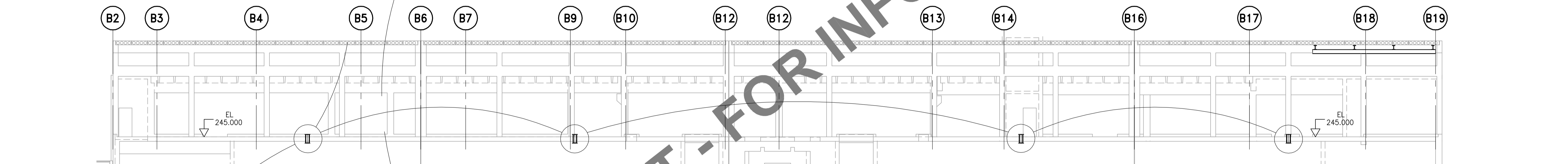
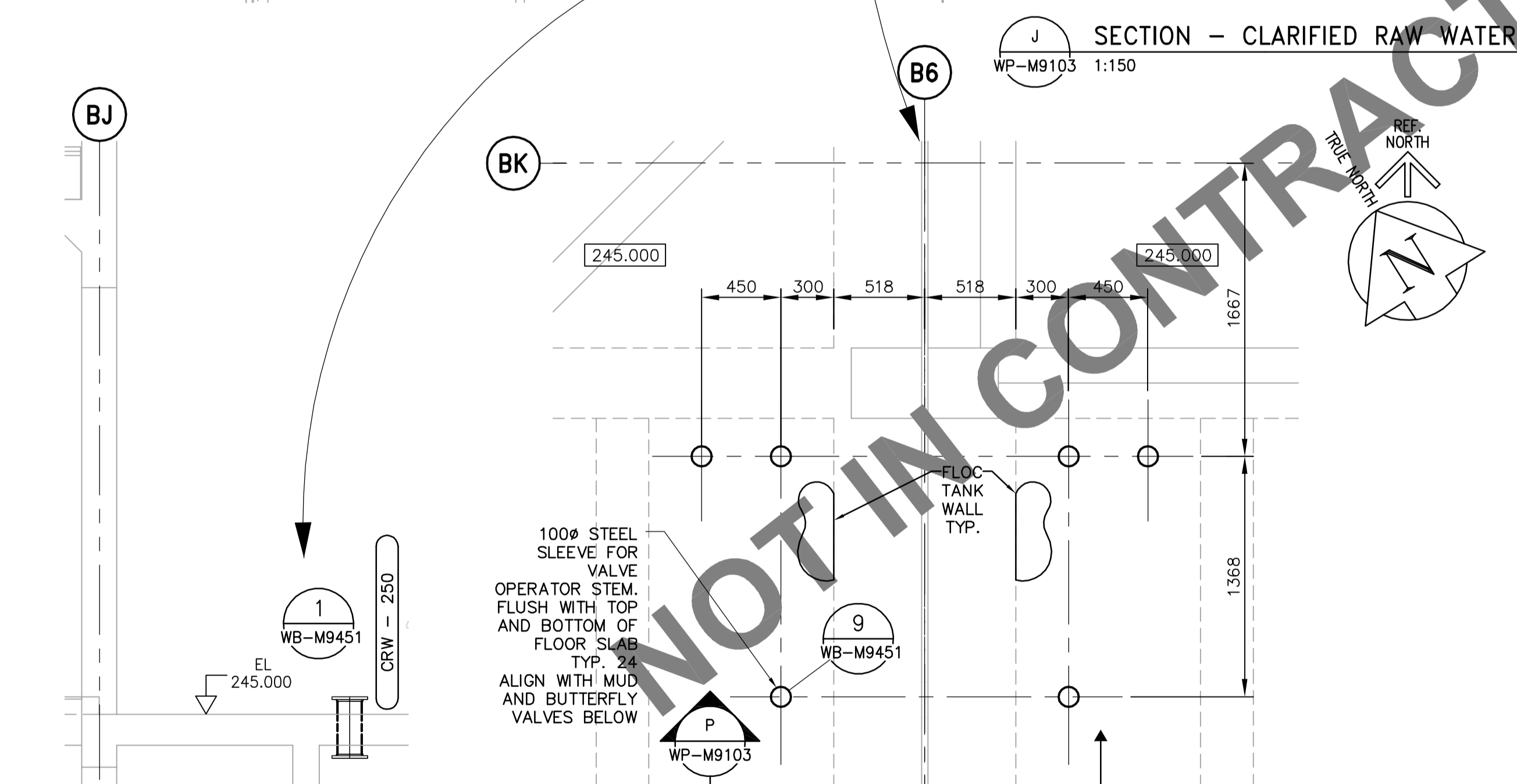


17 THIRD FLOOR PLAN - CLARIFIED RAW WATER SUPPLY LINES FOR SATURATION TANKS; MUD VALVE OPERATORS
WP-M9103 1:150

NOTE 1:
PROVIDE SIX PIPE SLEEVES FOR THE CHEMICAL FEED LINES ABOVE THE DOOR.
CONFIRM LOCATION WITH CONTRACT ADMINISTRATOR. THERE ARE THREE 38 MM
DIA. FERRIC CHLORIDE SCHEDULE 80 PVC LINES AND THREE 25 MM DIA SULFURIC
ACID STAINLESS STEEL LINES.

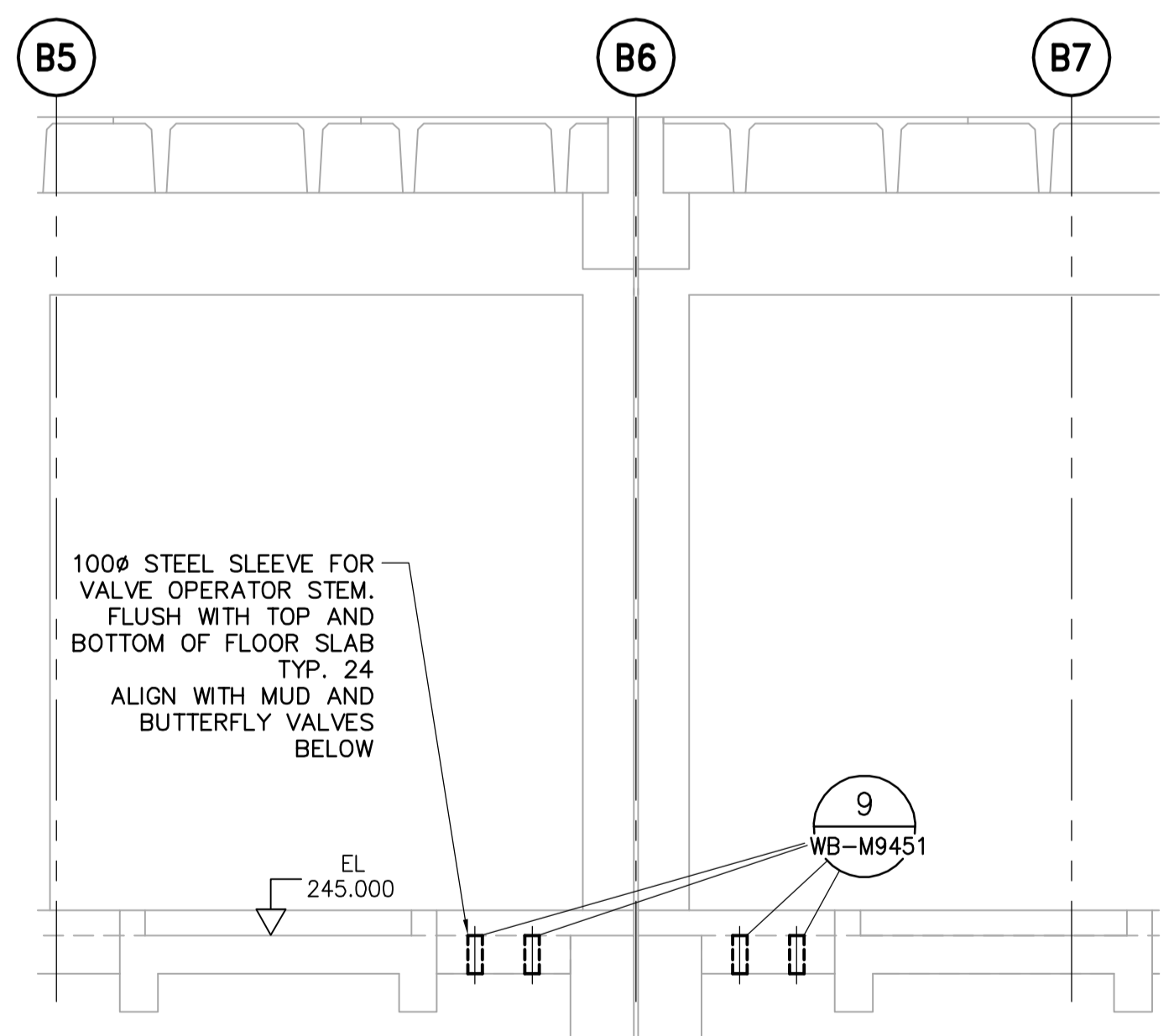


J SECTION - CLARIFIED RAW WATER SUPPLY LINES FOR SATURATION TANKS; MUD VALVE OPERATORS
WP-M9103 1:150

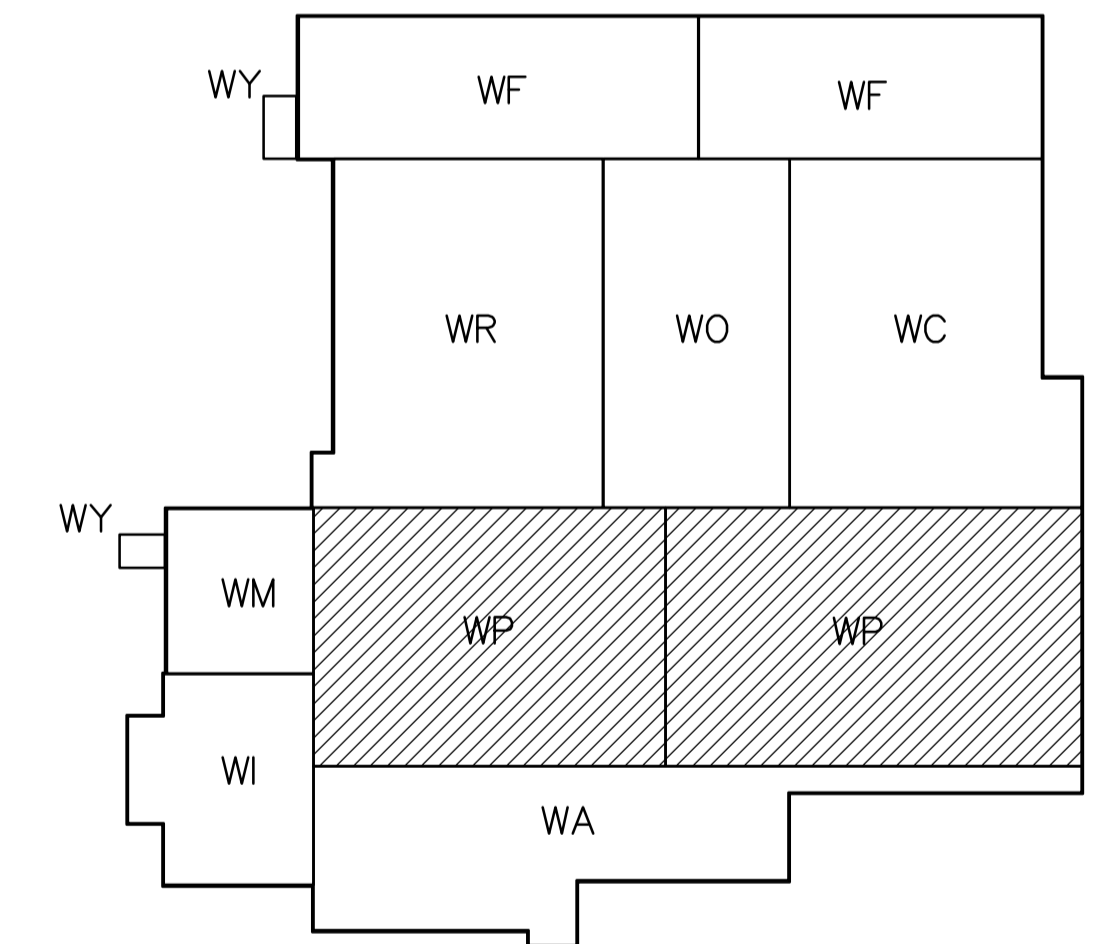


K SECTION - FLOOR SLEEVE FOR SATURATION TANK SUPPLY LINE - TYP. 4
WP-M9103 1:50

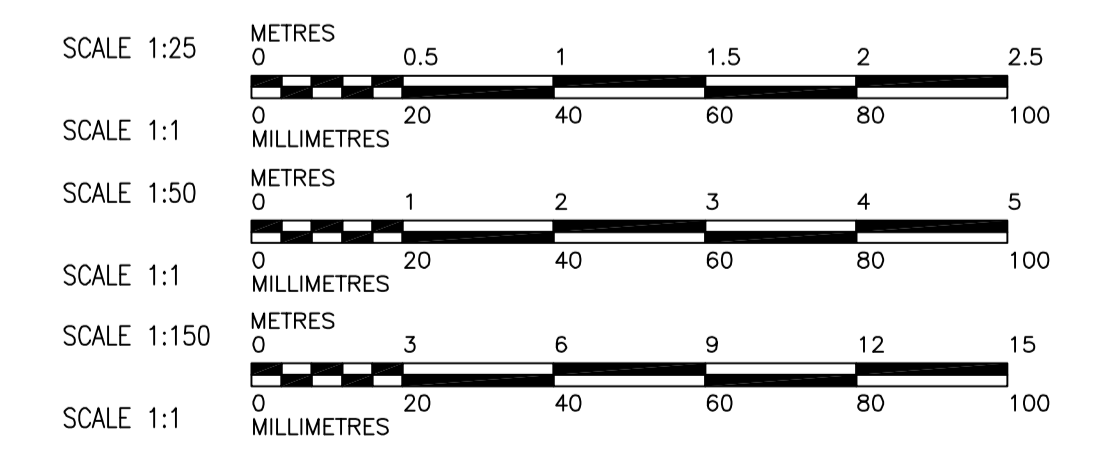
18 THIRD FLOOR PLAN - FLOOR OPENING LAYOUT FOR VALVE OPERATORS - TYP. 24
WP-M9103 1:25



P SECTION - FLOOR SLEEVE INSTALLATION FOR VALVE OPERATOR STEMS - TYP. 24
WP-M9103 1:50



KEY PLAN



NOTES:
1. PROVIDE 6 PIPE SLEEVES FOR THE CHEMICAL FEED LINES ABOVE THE DOOR IN ACCESS CORRIDOR NUMBER 3. CONFIRM LOCATION WITH CONTRACT ADMINISTRATOR. THERE ARE THREE - 38mmØ FERRIC CHLORIDE SCH. 80 PVC LINES AND THREE - 25mmØ SULFURIC ACID STAINLESS STEEL LINES. PIPE ELEVATION TO BE 240.270.

APECA
Certificate of Authorization
Earth Tech Canada Inc.
No. 730 Expiry: April 30, 2006

B.M. ELEV.	
DESIGNED BY	KAS
CHECKED BY	SRB
DRAWN BY	PL
APPROVED BY	DJT
SCALE:	AS SHOWN
RELEASED FOR CONSTRUCTION BY:	R. SOROKOWSKI
DATE	2005/10/21
DATE	2006/02/07
NO. REVISIONS	DATE BY
00	ISSUED FOR TENDER 06/02/03 PL

CH2MHILL
Frederickson Cooper
ARCHITECTS

EarthTech
A Tech International Ltd. Company

ENGINEER'S SEAL
ORIGINAL SIGNED BY
S.R. BILEVICIUS
2006/02/07

CONSULTANT DRAWING NO.
WP-M9103

THE CITY OF WINNIPEG
WATER AND WASTE DEPARTMENT
ENGINEERING DIVISION

WATER TREATMENT PLANT
FLOCCULATION AND DAF
FOUNDATIONS AND CONCRETE STRUCTURES

PIPE EMBEDS
THIRD FLOOR PLAN AND SECTIONS
CLARIFIED RAW WATER

CITY FILE NUMBER
SHEET OF
CITY DRAWING NUMBER
1-0601P-A-M9103-001-000