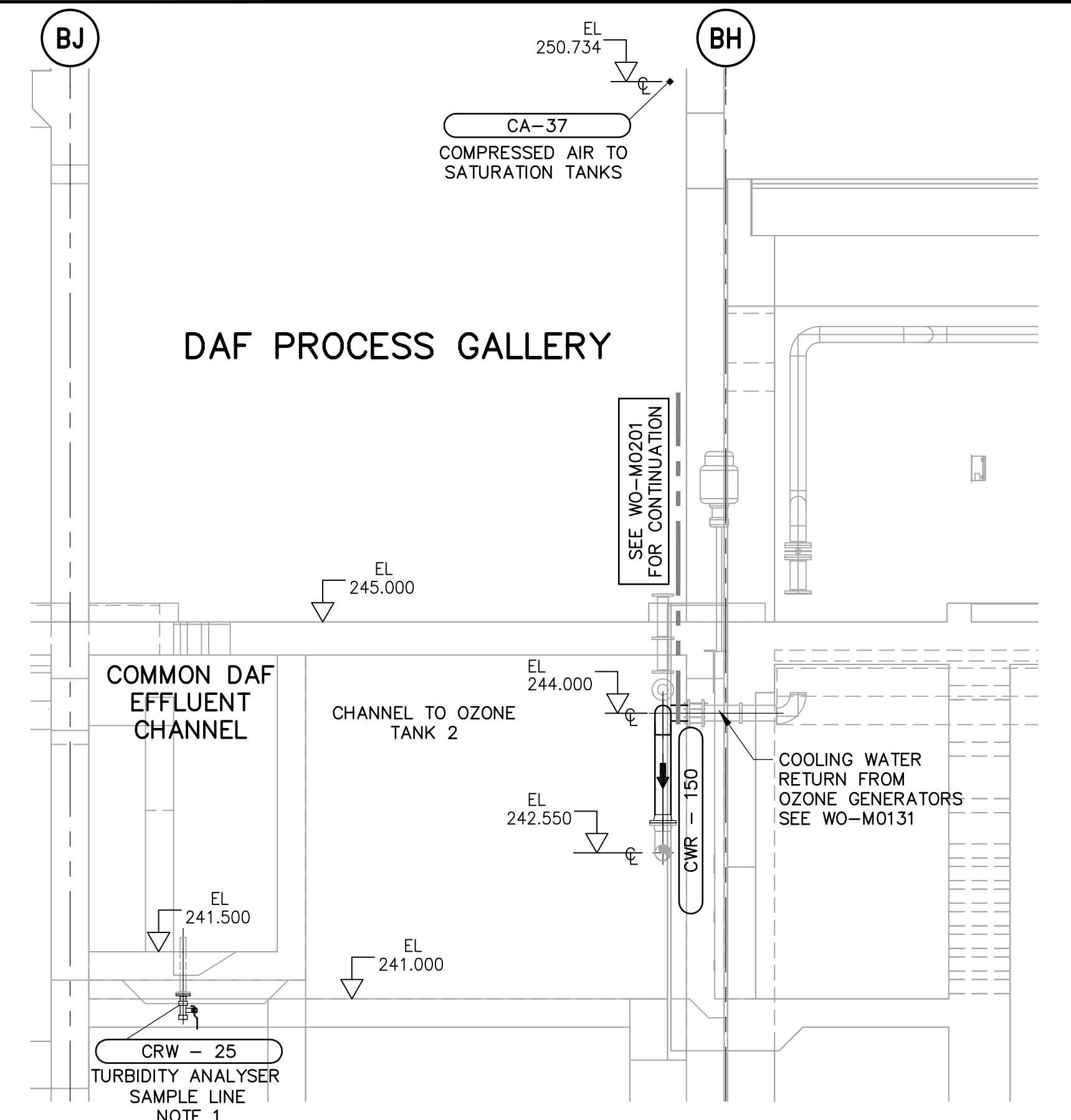
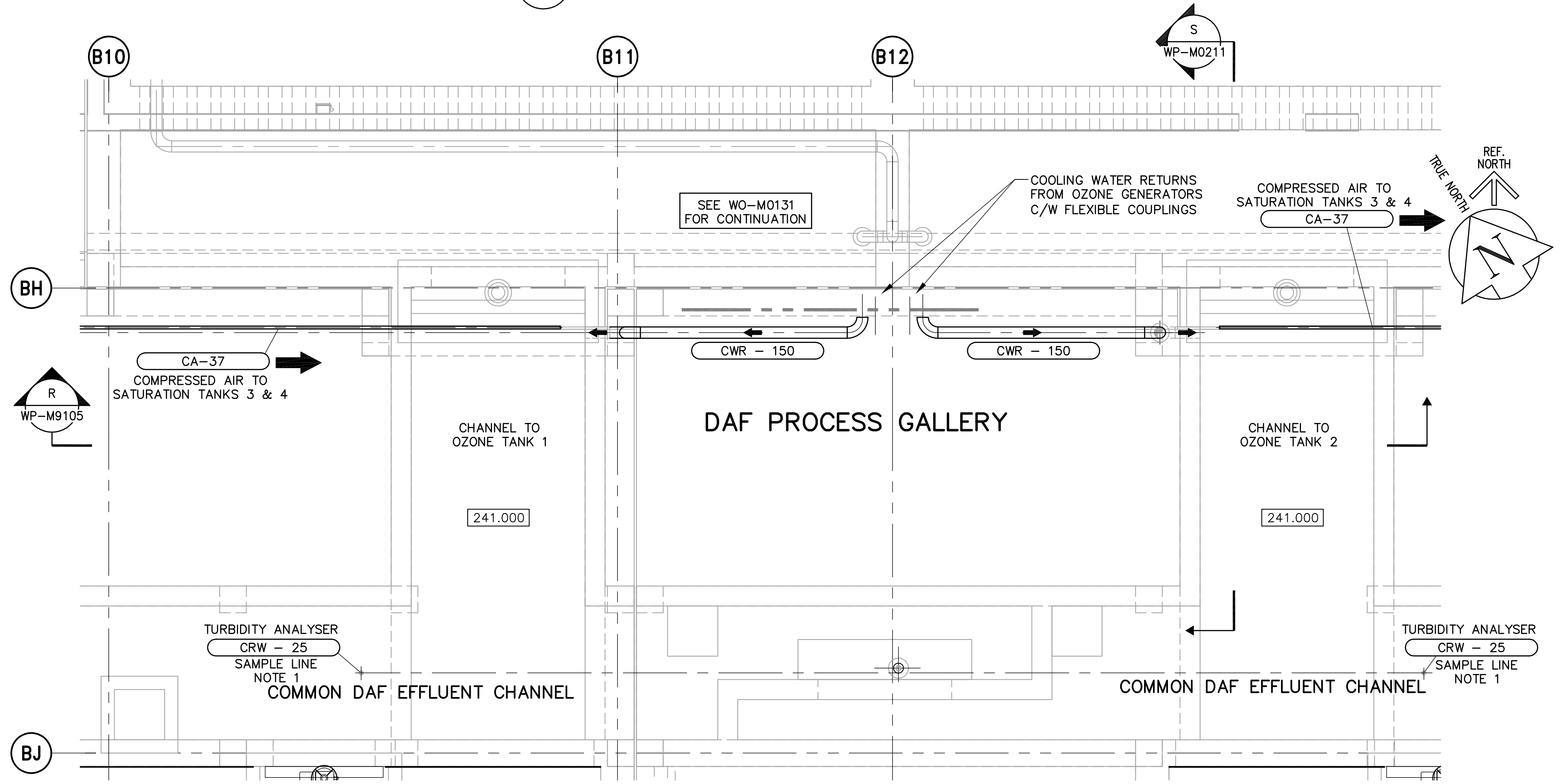


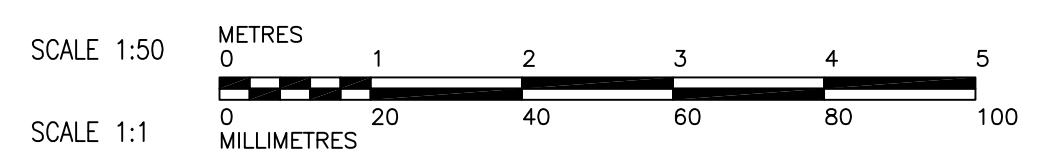
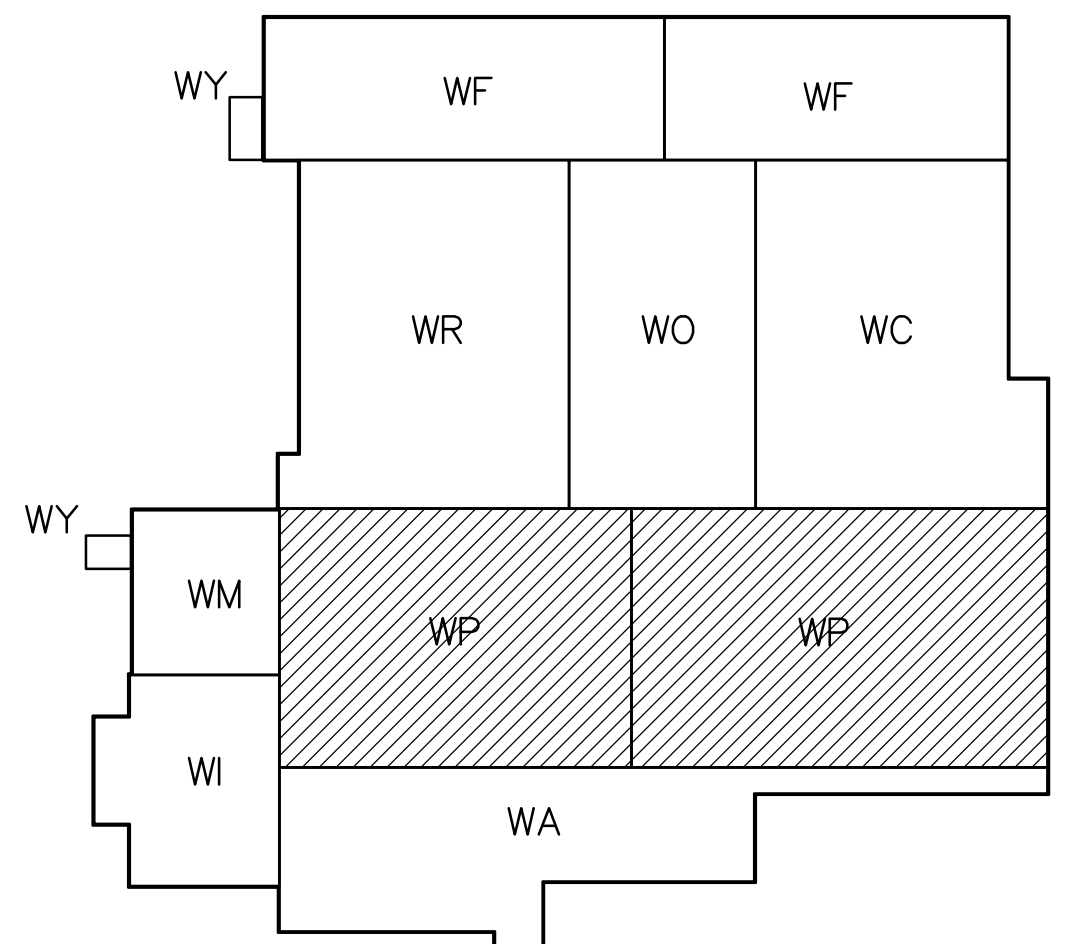
R SECTION - OZONE COOLING WATER RETURN LINES
WP-M0211 1:50



S SECTION - OZONE COOLING WATER RETURN LINES
WP-M0211 1:50



13 THIRD FLOOR PLAN - OZONE COOLING WATER RETURN LINES
WP-M0211 1:50



NOTES:
1. EXTEND SAMPLE LINE 100mm ABOVE CHANNEL FLOOR TO ENSURE SOLIDS ARE NOT DRAWN INTO THE LINE. (TYPICAL OF 2)
2. FOR ADDITIONAL INFORMATION ON PIPE EMBEDS, REFER TO SERIES WP-M9000 DRAWINGS.

APEGM
Certificate of Authorization
Earth Tech Canada Inc.
No. 730 Expiry: April 30, 2006

B.M. ELEV.			
DESIGNED BY	K.A.S.	CHECKED BY	SMB
DRAWN BY	PL	APPROVED BY	AHL
SCALE:	AS SHOWN	RELEASED FOR CONSTRUCTION BY:	R. SOROKOWSKI
NO. REVISIONS		DATE	2005/11/02
		DATE	2006/03/29

CH2MHILL Frederickson Cooper ARCHITECTS		EarthTech A Tyco International Ltd. Company	
DESIGNED BY	K.A.S.	CHECKED BY	SMB
DRAWN BY	PL	APPROVED BY	AHL
SCALE:	AS SHOWN	RELEASED FOR CONSTRUCTION BY:	R. SOROKOWSKI
NO. REVISIONS		DATE	2005/11/02
		DATE	2006/03/29

ENGINEER'S SEAL
ORIGINAL SIGNED BY
S.M. BREESE
2006/03/29
CONSULTANT DRAWING NO.
WP-M0211

THE CITY OF WINNIPEG
WATER AND WASTE DEPARTMENT
ENGINEERING DIVISION
WATER TREATMENT PLANT
FLOCCULATION AND DAF
MECHANICAL AND ELECTRICAL
PROCESS MECHANICAL
COOLING WATER RETURN LINES FROM OZONE GENERATORS
PLAN, SECTIONS AND DETAIL
CITY FILE NUMBER
SHEET OF
CITY DRAWING NUMBER
1-0601P-A-M0211-001-000