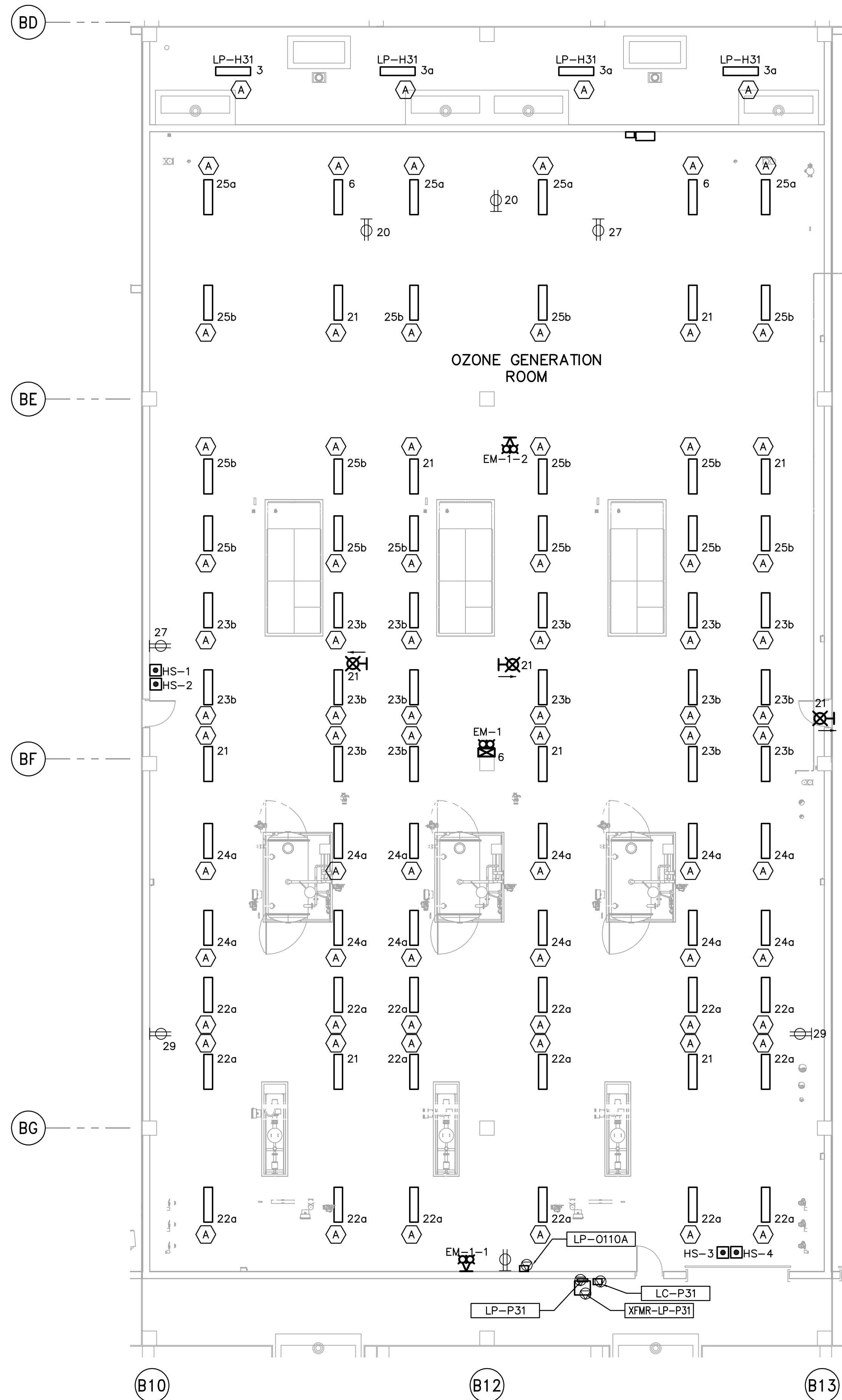
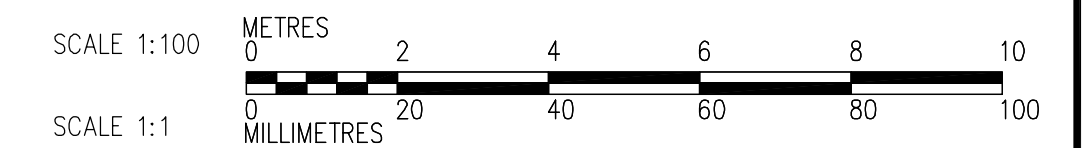
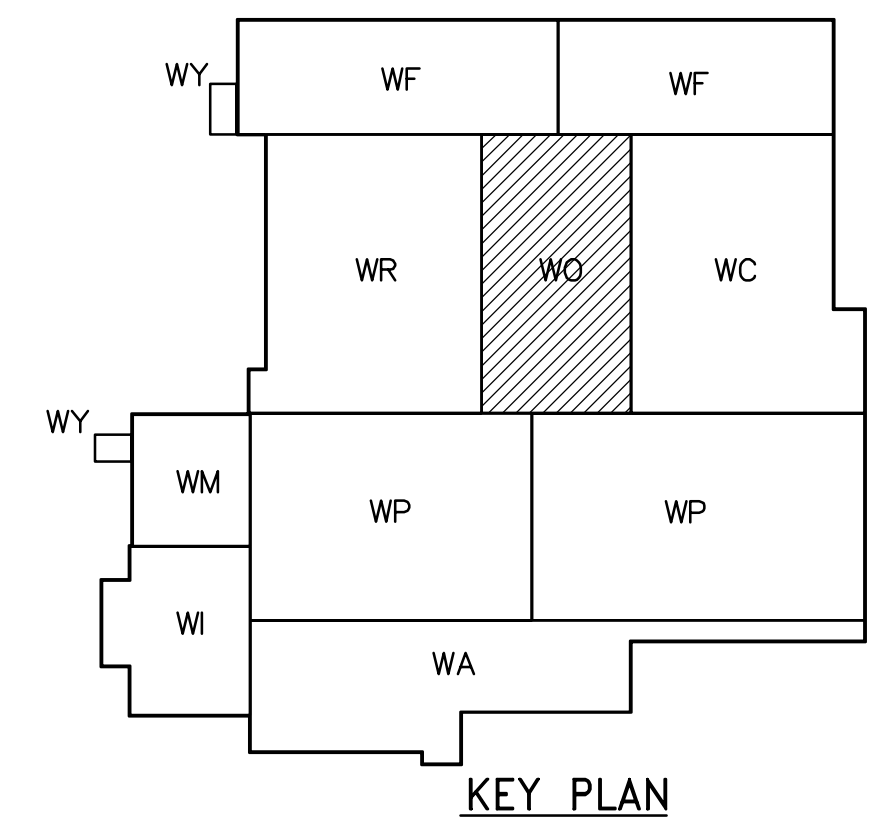


THIRD FLOOR POWER AND LIGHTING PLAN
1:100



NOTES:

1. ALL 120V AND 208V LOADS ARE FED FROM LP-R131.
2. EMERGENCY LIGHTING EM-X-1 ARE FED FROM BATTERY PACK EM-X.
3. MOUNT TYPE A LUMINAIRE AT 3.0m ABOVE THE FLOOR.
4. SEE DRAWING WB-E0401 FOR MOUNTING DETAILS THE TYPE "A" LUMINAIRS.



 APEGN Certificate of Authorization CH2M HILL Canada Ltd. No. 1441 Expiry: April 30, 2006	 Frederickson Cooper ARCHITECTS	 A You International Ltd. Company	ENGINEER'S SEAL ORIGINAL SIGNED BY L.D. LLEWELLYN 2006/03/29	 THE CITY OF WINNIPEG WATER AND WASTE DEPARTMENT ENGINEERING DIVISION
	DESIGNED BY LL CHECKED BY ND DRAWN BY TL APPROVED BY AHL		CONSULTANT DRAWING NO. WO-E0133	
	SCALE: 1:100 RELEASED FOR CONSTRUCTION BY: R. SOROKOWSKI		WATER TREATMENT PLANT OZONE MECHANICAL AND ELECTRICAL	
	00 ISSUED FOR TENDER 06/03/29 LL NO. REVISIONS DATE BY		ELECTRICAL OZONATION AREA THIRD FLOOR POWER AND LIGHTING PLAN	
DATE 2005/07/13 DATE 2006/03/29		CITY FILE NUMBER SHEET OF CITY DRAWING NUMBER 1-06010-A-E0133-001-000		