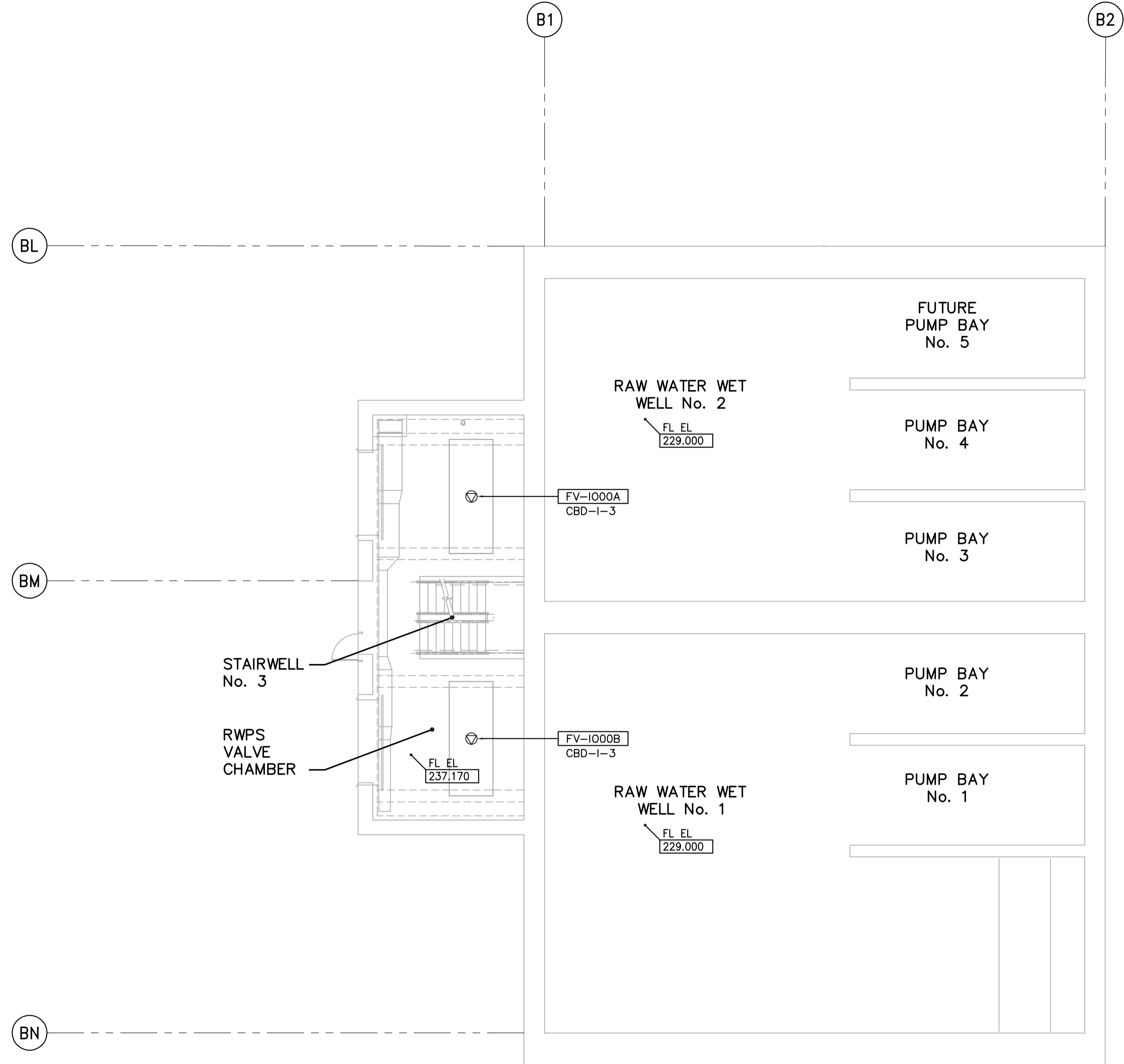
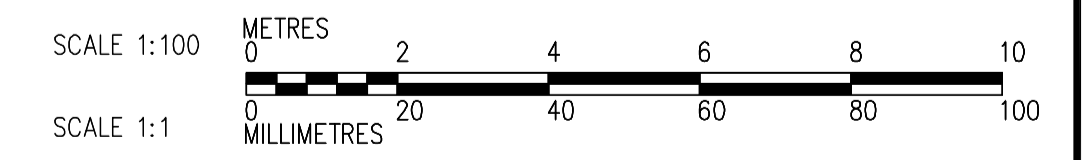
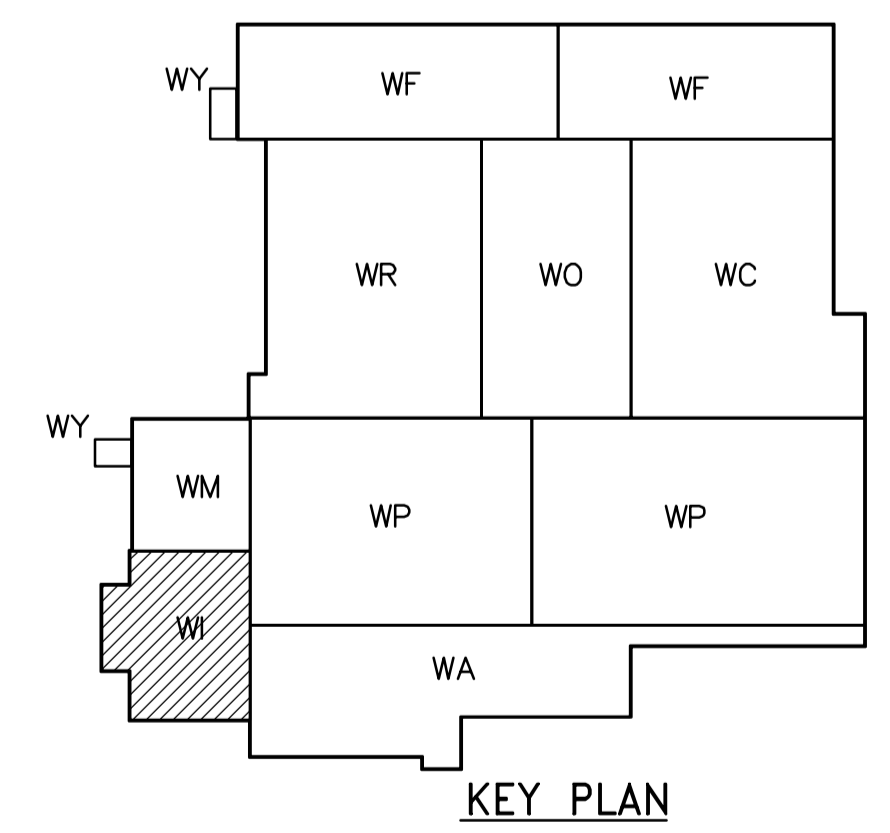


NOTE:
1. SEE MCC #1A & #1B SINGLE LINE DIAGRAM FOR 600V POWER DISTRIBUTION.



FIRST FLOOR PROCESS PLAN
1:100



 APEGN Certificate of Authorization CH2M HILL Canada Ltd. No. 1441 Expiry: April 30, 2006	 Frederickson Cooper ARCHITECTS	 A Geo International Ltd. Company	ENGINEER'S SEAL	 THE CITY OF WINNIPEG WATER AND WASTE DEPARTMENT ENGINEERING DIVISION		
			DESIGNED BY JT		CHECKED BY ND	ORIGINAL SIGNED BY L.D. LLEWELLYN
			DRAWN BY KJ		APPROVED BY AHL	2006/03/29
			SCALE: 1:100		RELEASED FOR CONSTRUCTION BY: R. SOROKOWSKI	CONSULTANT DRAWING NO. WI-E0112
B.M. ELEV.	NO. REVISIONS DATE BY	DATE 2005/07/13 DATE 2006/03/29	WATER TREATMENT PLANT INLET WORKS AND RAW WATER PUMPING MECHANICAL AND ELECTRICAL	CITY FILE NUMBER SHEET OF CITY DRAWING NUMBER 1-06011-A-E0112-001-000		