




CP-H11A	Generator Communication Panel		Jumper or Internal Cable	Conductor #	Cable	Cable Information
Comments						
Plant Control Network Receive	PP2:13	01	01	C-CP-H11A-C02	12-Strand 62.5/125 um Multi-mode TO CP-D01A	
Plant Control Network Transmit	PP2:14	02	02			
Spare		03	03			
Spare		04	04			
Remote I/O Network Receive	PP2: 17	05	05			
Remote I/O Network Transmit	PP2: 18	06	06			
Spare		07	07			
Spare		08	08			
Spare		09	09			
Spare		10	10			
Spare		11	11			
Spare		12	12			
Plant Control Network Transmit	PP2: 01	13	01	C-LCP-T11A-C02	12-Strand 62.5/125 um Multi-mode TO LCP-T11A	
Plant Control Network Receive	PP2: 02	14	02			
Spare		15	03			
Spare		16	04			
Remote I/O Network Transmit	PP2:05	17	05			
Remote I/O Network Receive	PP2:06	18	06			
Spare		19	07			
Spare		20	08			
Spare		21	09			
Spare		22	10			
Spare		23	11			
Spare		24	12			

<b>NOTES:</b> 1. Panel and Cabling are not in Contract 742-2005. Drawing Issued for Information Only.	B.M. ELEV.			 		ENGINEER'S SEAL  ORIGINAL SIGNED BY S.W. TORMEY 2006/03/29  CONSULTANT DRAWING NO. WH-A0506	<b>THE CITY OF WINNIPEG</b> <b>WATER AND WASTE DEPARTMENT</b> <b>ENGINEERING DIVISION</b>	
				DESIGNED BY: SWT CHECKED BY: SWT	WATER TREATMENT PLANT PLANT UTILITIES MECHANICAL AND ELECTRICAL			
				DRAWN BY: SWT APPROVED BY: AHL	AUTOMATION / I AND C PLANT COMMUNICATION CABLE TERMINATION DIAGRAMS		SHEET 6 OF 63 CITY DRAWING NUMBER 1-0601H-J-A0506-001-00B	
	SCALE: <b>NTS</b>			RELEASED FOR CONSTRUCTION BY: R. SOROKOWSKI				
0 ISSUED FOR TENDER 06/03/29 SWT			NO. REVISIONS DATE BY DATE 2006/03/29 DATE 2006/03/29					



Certificate of Authorization  
 Earth Tech Canada Inc.  
 No. 730 Expiry: April 30, 2006.

Monday, April 03, 2006