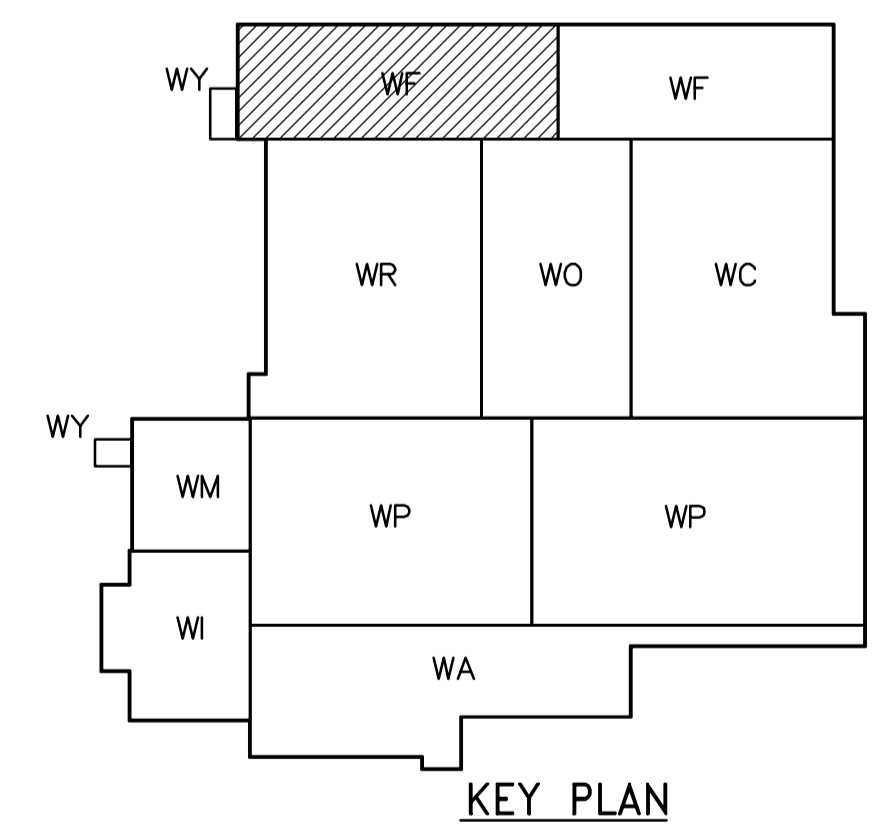
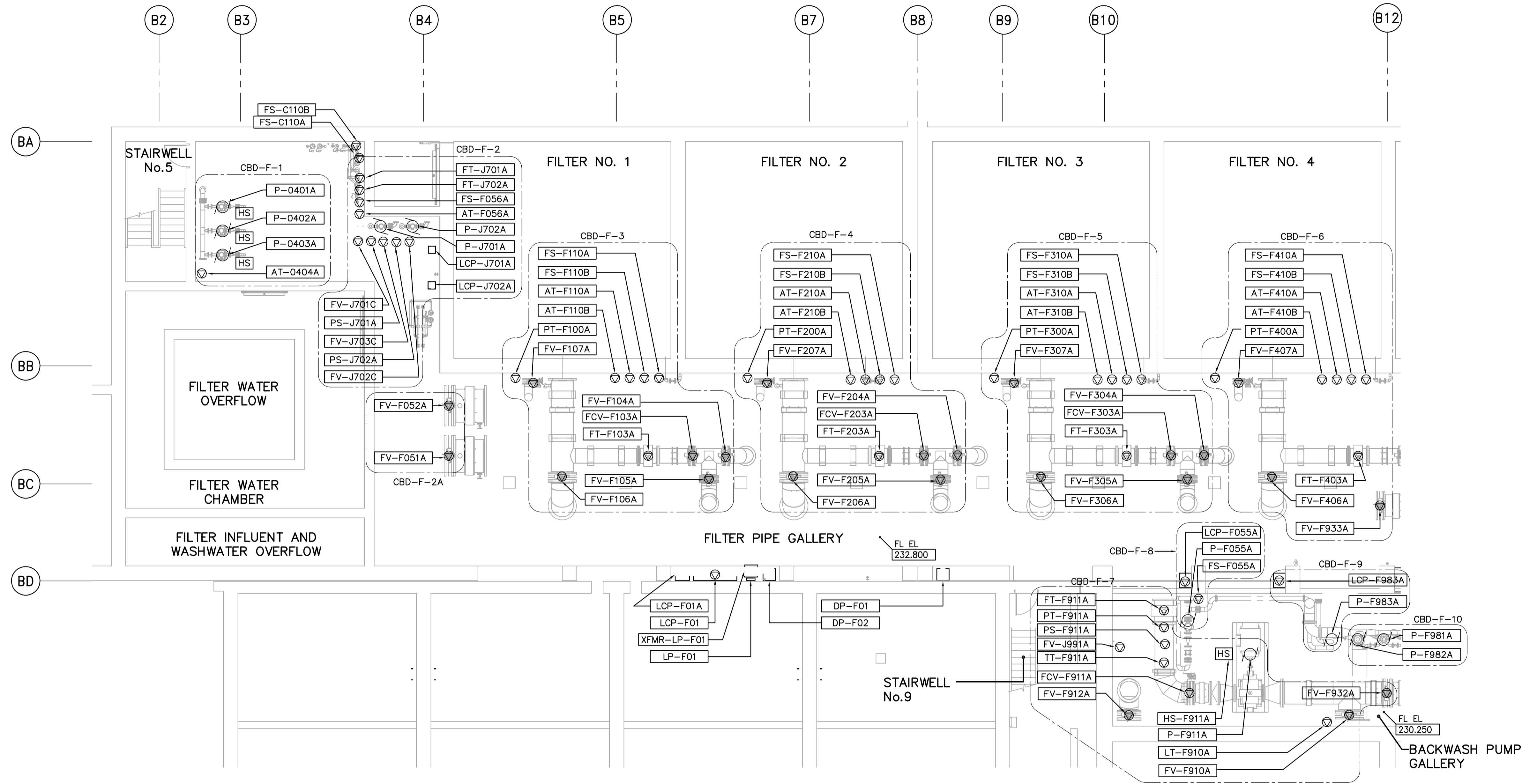
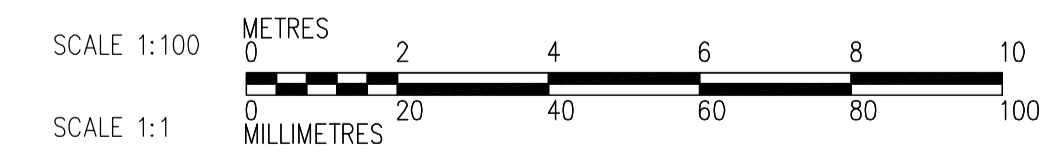




- NOTES:**
- SEE MCC #1A & #1B SINGLE LINE DIAGRAM AND DP-F01, DP-F02, DP-F03 AND DP-F04 POWER DISTRIBUTION FOR 600V POWER DISTRIBUTION.
  - SEE LP-F01 FOR 120/208V POWER DISTRIBUTION.



**LOWER LEVEL PROCESS PLAN (AREA 1)**  
1:100



<p><b>APEGN</b> Certificate of Authorization CH2M HILL Canada Ltd. No. 1441 Expiry: April 30, 2006</p>	<p>Frederickson Cooper ARCHITECTS</p>	<p>EarthTech A You International Ltd. Company</p>	ENGINEER'S SEAL	<p><b>THE CITY OF WINNIPEG</b> WATER AND WASTE DEPARTMENT ENGINEERING DIVISION</p>		
			DESIGNED BY JT		CHECKED BY ND	ORIGINAL SIGNED BY L.D. LLEWELLYN
			DRAWN BY KJ		APPROVED BY AHL	2006/03/29
			SCALE: 1:100		RELEASED FOR CONSTRUCTION BY: R. SOROKOWSKI	CONSULTANT DRAWING NO. WF-E0103
B.M. ELEV.	00 ISSUED FOR TENDER 06/03/29 LL	DATE 2005/07/13	DATE 2006/03/29	<p>WATER TREATMENT PLANT FILTRATION MECHANICAL AND ELECTRICAL</p> <p>ELECTRICAL FILTRATION AREA 1 LOWER LEVEL PROCESS PLAN</p>		
NO. REVISIONS	DATE	BY	DATE	<p>CITY FILE NUMBER</p> <p>SHEET OF</p> <p>CITY DRAWING NUMBER</p> <p>1-0601F-A-E0103-001-000</p>		