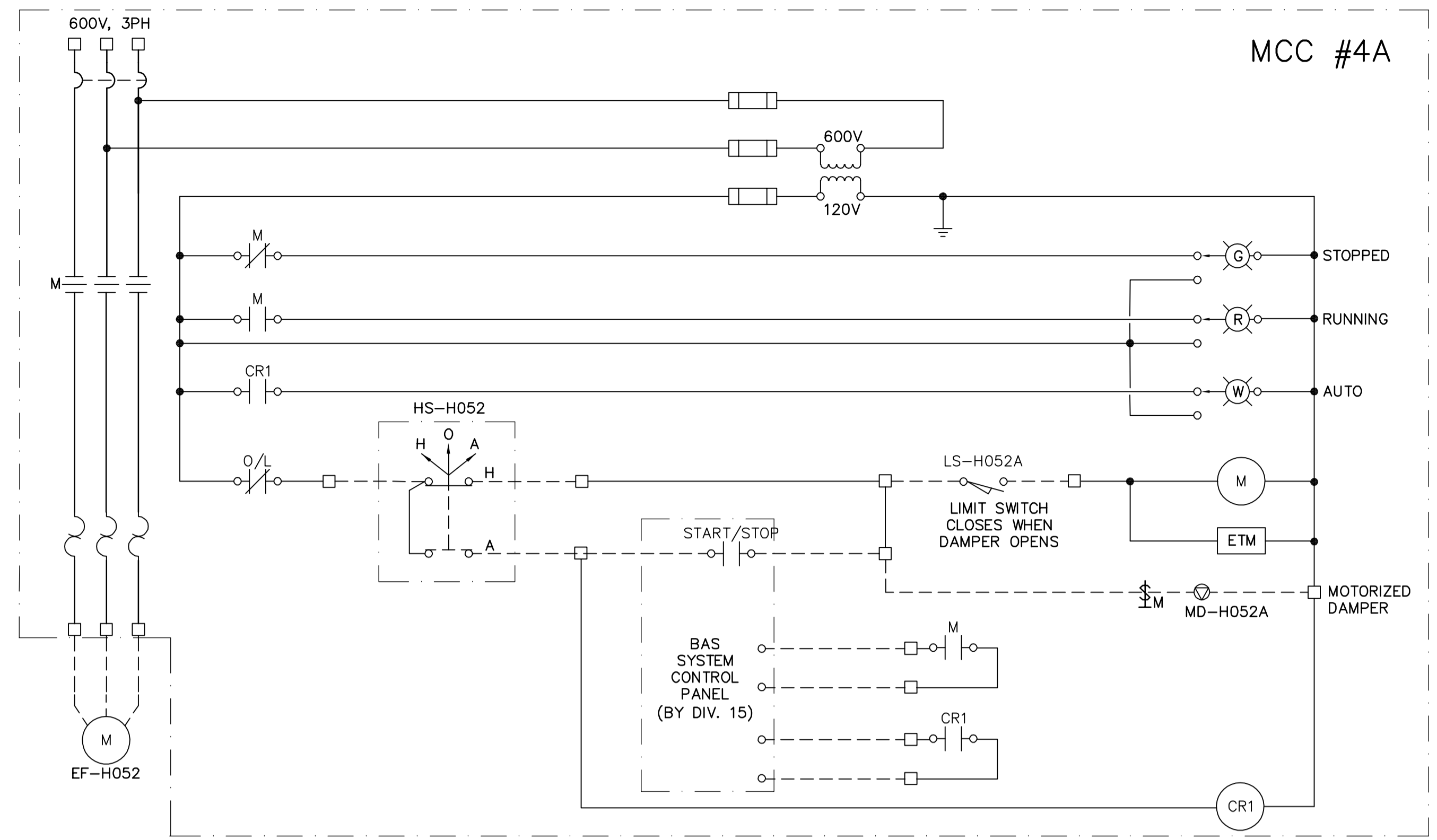


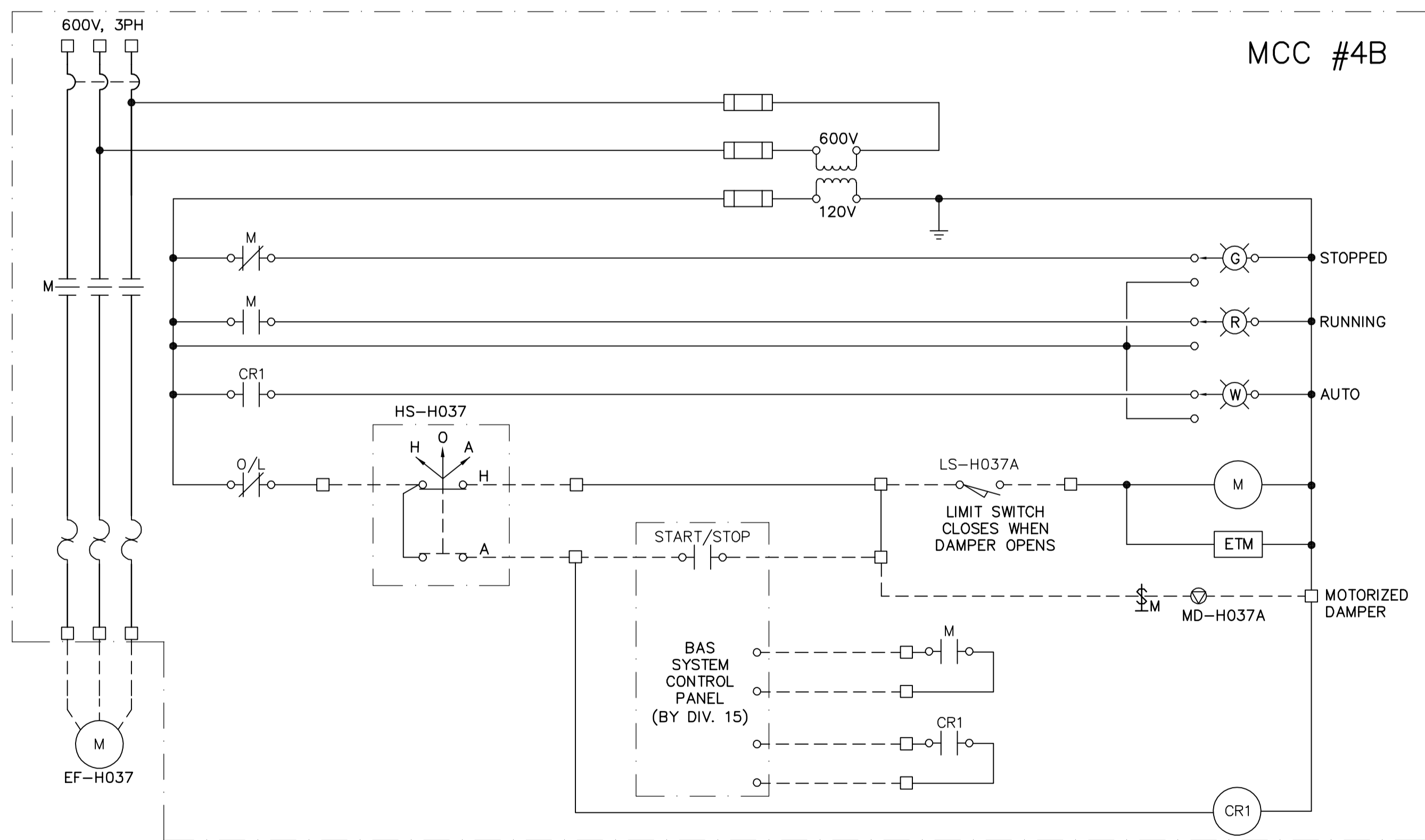
NOTES:
1. STARTER IN MCC, H O A SWITCH AND ALL FIELD WIRING BY DIVISION 16 EXCEPT WIRING TO BAS SYSTEM BY DIVISION 15.

EXHAUST FAN EF-H039



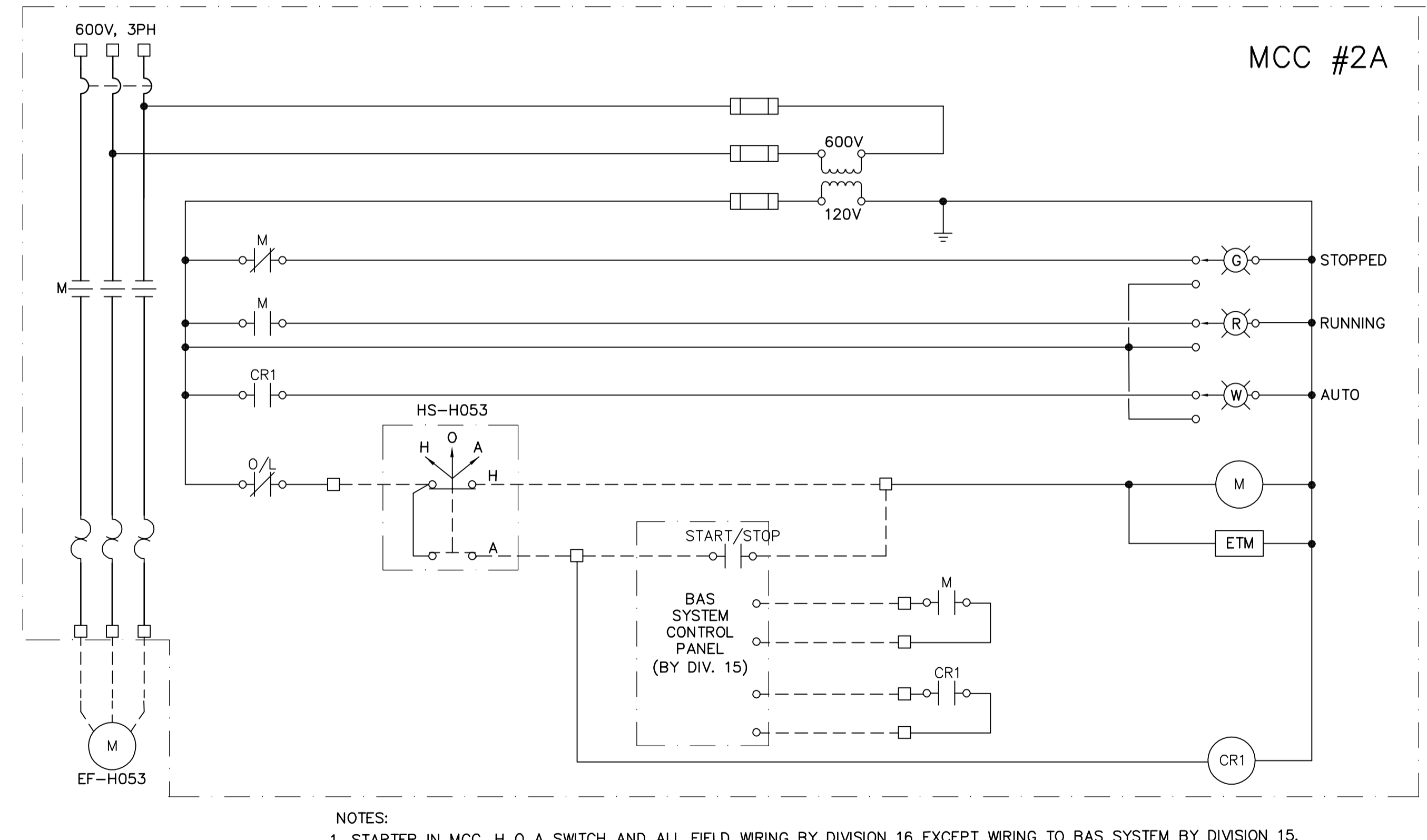
NOTES:
1. STARTER IN MCC, H O A SWITCH AND ALL FIELD WIRING BY DIVISION 16 EXCEPT WIRING TO BAS SYSTEM BY DIVISION 15.

EXHAUST FAN EF-H052



NOTES:
1. STARTER IN MCC, H O A SWITCH AND ALL FIELD WIRING BY DIVISION 16 EXCEPT WIRING TO BAS SYSTEM BY DIVISION 15.

EXHAUST FAN EF-H037



NOTES:
1. STARTER IN MCC, H O A SWITCH AND ALL FIELD WIRING BY DIVISION 16 EXCEPT WIRING TO BAS SYSTEM BY DIVISION 15.

EXHAUST FAN EF-H053



B.M. ELEV.			
DESIGNED BY	JT	CHECKED BY	ND
DRAWN BY	KJ	APPROVED BY	AHL
SCALE:	NTS	RELEASED FOR CONSTRUCTION BY:	R. SOROKOWSKI
DATE	2005/11/08	DATE	2006/03/29

 Frederickson Cooper ARCHITECTS		 A You International Ltd. Company	
DESIGNED BY	JT	CHECKED BY	ND
DRAWN BY	KJ	APPROVED BY	AHL
SCALE:	NTS	RELEASED FOR CONSTRUCTION BY:	R. SOROKOWSKI
DATE	2005/11/08	DATE	2006/03/29

ENGINEER'S SEAL	
ORIGINAL SIGNED BY	L.D. LLEWELLYN
	2006/03/29
CONSULTANT DRAWING NO.	WB-E0567

 THE CITY OF WINNIPEG WATER AND WASTE DEPARTMENT ENGINEERING DIVISION	
WATER TREATMENT PLANT MAIN BUILDING MECHANICAL AND ELECTRICAL	CITY FILE NUMBER SHEET OF CITY DRAWING NUMBER 1-0601B-H-E0567-001-000
ELECTRICAL CONTROL DIAGRAM	