




REV.	CABLE TAG	CABLE SPECIFICATIONS	LENGTH (m)	FROM	TO	DESCRIPTION	REMARKS
2	C-CP-CF01A-C01	24-Strand 50/125/250 um Multi-mode		CP-D01A DBPS Communication Panel	CP-CF01A	Plant Communication	
2	C-CP-D01A-C01	24-Strand 50/125/250 um Multi-mode		CP-H11A Generator Communication Panel	CP-D01A DBPS Communication Panel	Plant Communication	Not in Contract 742-2005.
2	C-CP-H11A-C01	24-Strand 50/125/250 um Multi-mode		LCP-T11A Clearwell Communication Panel	CP-H11A Generator Communication Panel	Plant Communication	Not in Contract 742-2005.
2	C-CP-H11A-C02	24-Strand 50/125/250 um Multi-mode		CP-D01A DBPS Communication Panel	CP-H11A Generator Communication Panel	Plant Communication	Not in Contract 742-2005.
2	C-CP-H30A-C01	24-Strand 50/125/250 um Multi-mode		CP-O30A Ozone Communication Panel	CP-H30A Plant Master PLC Communication Panel	Plant Communication	
2	C-CP-H30A-C02	24-Strand 50/125/250 um Multi-mode		LCP-S11A Bulk Chemical Communication Panel	CP-H30A Plant Master PLC Communication Panel	Plant Communication	Not in Contract 742-2005.
2	C-CP-H30A-C03	24-Strand 50/125/250 um Multi-mode		CP-O11A Liquid Oxygen Communication Panel	CP-H30A Plant Master PLC Communication Panel	Plant Communication	Not in Contract 742-2005.
2	C-CP-H31A-C01	24-Strand 50/125/250 um Multi-mode		CP-P31A DAF Communication Panel	CP-H31A Primary Server Room Communication Panel	Plant Communication	
2	C-CP-H32A-C01	24-Strand 50/125/250 um Multi-mode		CP-H30A Plant Master PLC Communication Panel	CP-H32A Backup Server Room Communication Panel	Plant Communication	
2	C-CP-J11A-C01	24-Strand 50/125/250 um Multi-mode		LCP-T11A Clearwell Communication Panel	CP-J11A Sodium Hypochlorite Communication Panel	Plant Communication	Not in Contract 742-2005.
2	C-CP-O11A-C01	24-Strand 50/125/250 um Multi-mode		CP-H30A Plant Master PLC Communication Panel	CP-O11A Liquid Oxygen Communication Panel	Plant Communication	Not in Contract 742-2005.
2	C-CP-O30A-C01	24-Strand 50/125/250 um Multi-mode		LCP-R21A Residuals Communication Panel	CP-O30A Ozone Communication Panel	Plant Communication	
2	C-CP-P31A-C01	24-Strand 50/125/250 um Multi-mode		CP-H32A Backup Server Room Communication Panel	CP-P31A DAF Communication Panel	Plant Communication	
2	C-JT-H951A-C01	2-Strand 50/125/250 um Multi-mode		LCP-H10A Electrical Room No. 1 Communication Panel	JT-H951A	SWGR 1A Power Meter Comm. Cable	
2	C-JT-H951B-C01	2-Strand 50/125/250 um Multi-mode		LCP-H10A Electrical Room No. 1 Communication Panel	JT-H951B	SWGR 1B Power Meter Comm. Cable	

NOTES:  <p>Certificate of Authorization Earth Tech Canada Inc. No. 730 Expiry: April 30, 2006.</p>	B.M. ELEV.		 		ENGINEER'S SEAL		THE CITY OF WINNIPEG WATER AND WASTE DEPARTMENT ENGINEERING DIVISION	
			DESIGNED BY SWT		CHECKED BY SWT			
			DRAWN BY SWT		APPROVED BY AHL		CITY FILE NUMBER	
	2 742-2005 ADDENDUM 13 06/06/30 BT		SCALE: NTS		RELEASED FOR CONSTRUCTION BY: R. SOROKOWSKI		SHEET 7 OF 11	
	1 742-2005 ADDENDUM 6 06/05/25 SWT						CITY DRAWING NUMBER	
0 ISSUED FOR TENDER 06/03/29 SWT						AUTOMATION / I AND C PLANT COMMUNICATION CABLES CABLE LIST		
NO. REVISIONS DATE BY		DATE 2006/03/29		DATE 2006/03/29		CONSULTANT DRAWING NO. WH-A0607		
						1-0601H-K-A0607-001-02B		

June 30, 2006