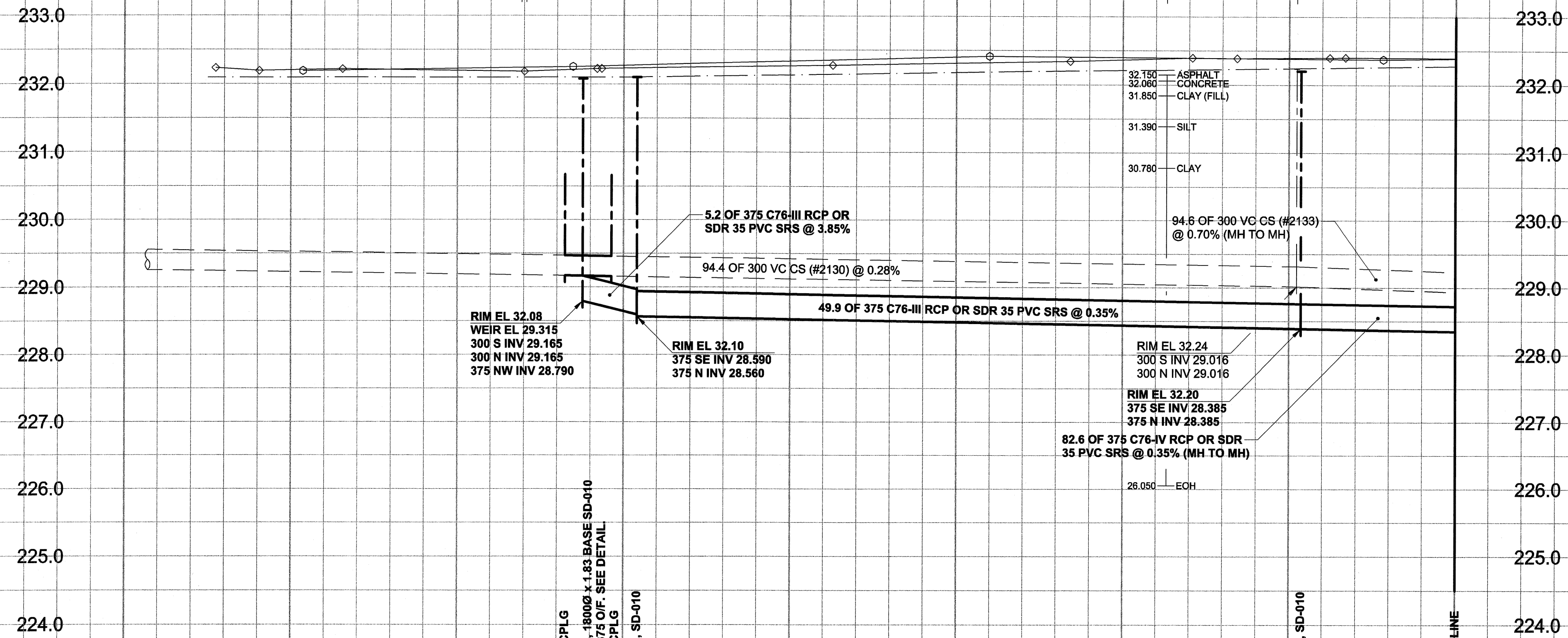


D SIZE 22" x 34" (559mm x 864mm)

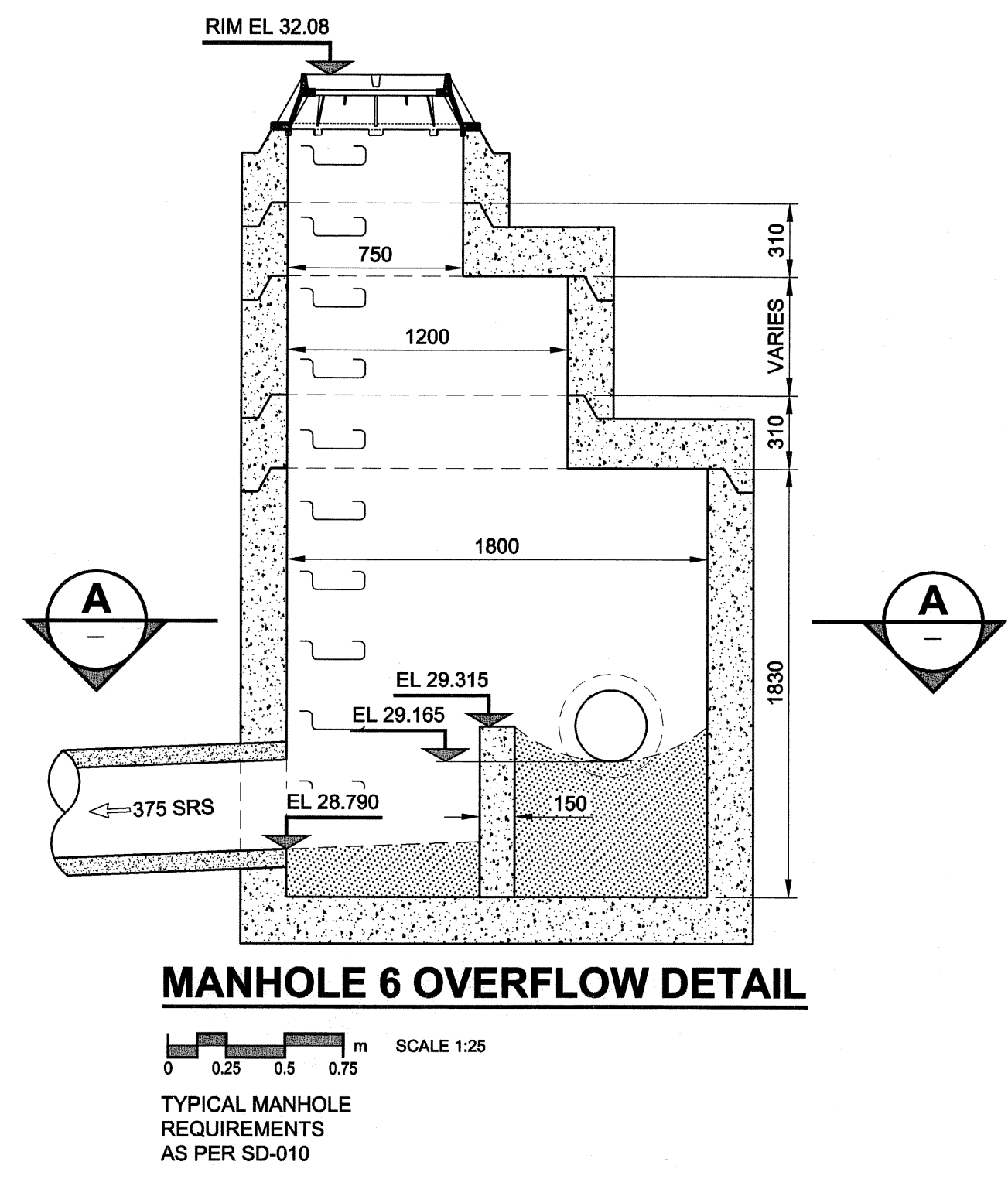
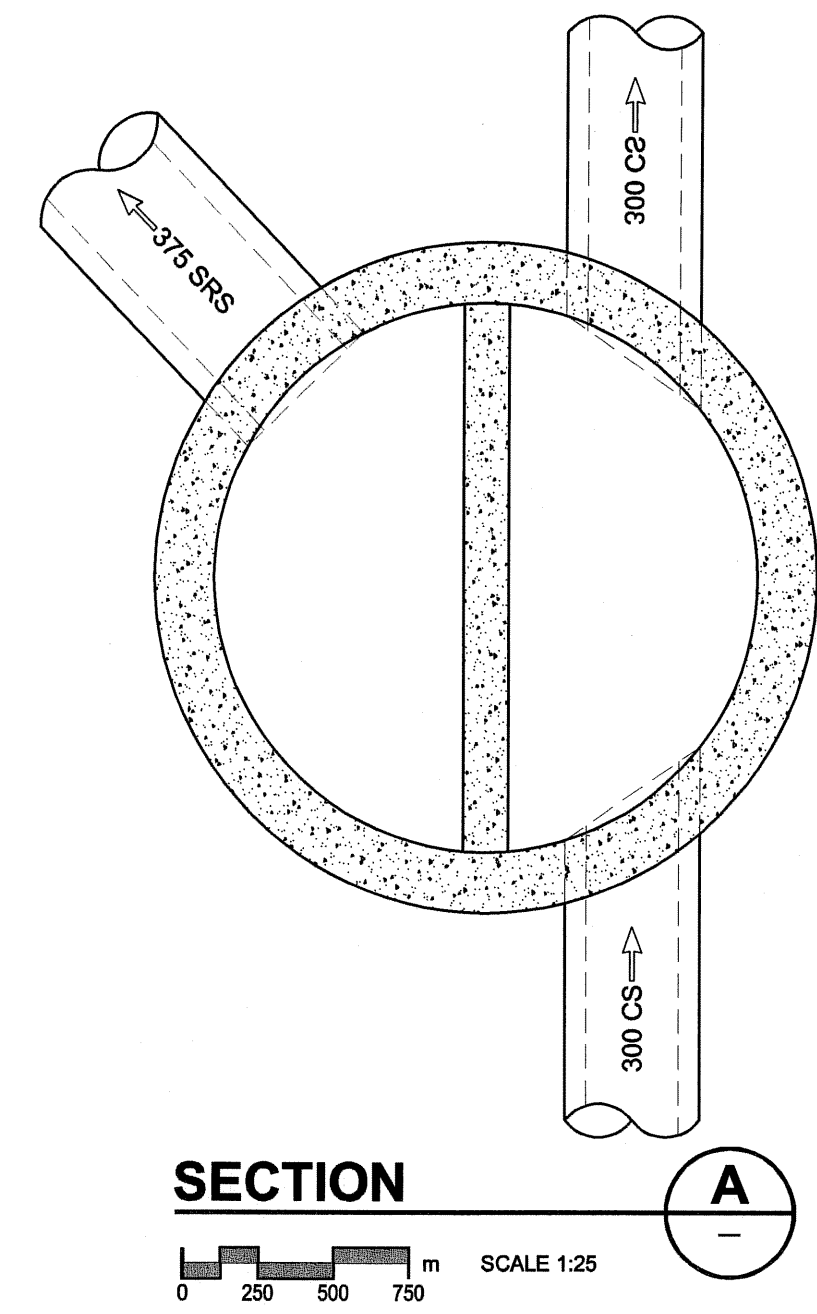
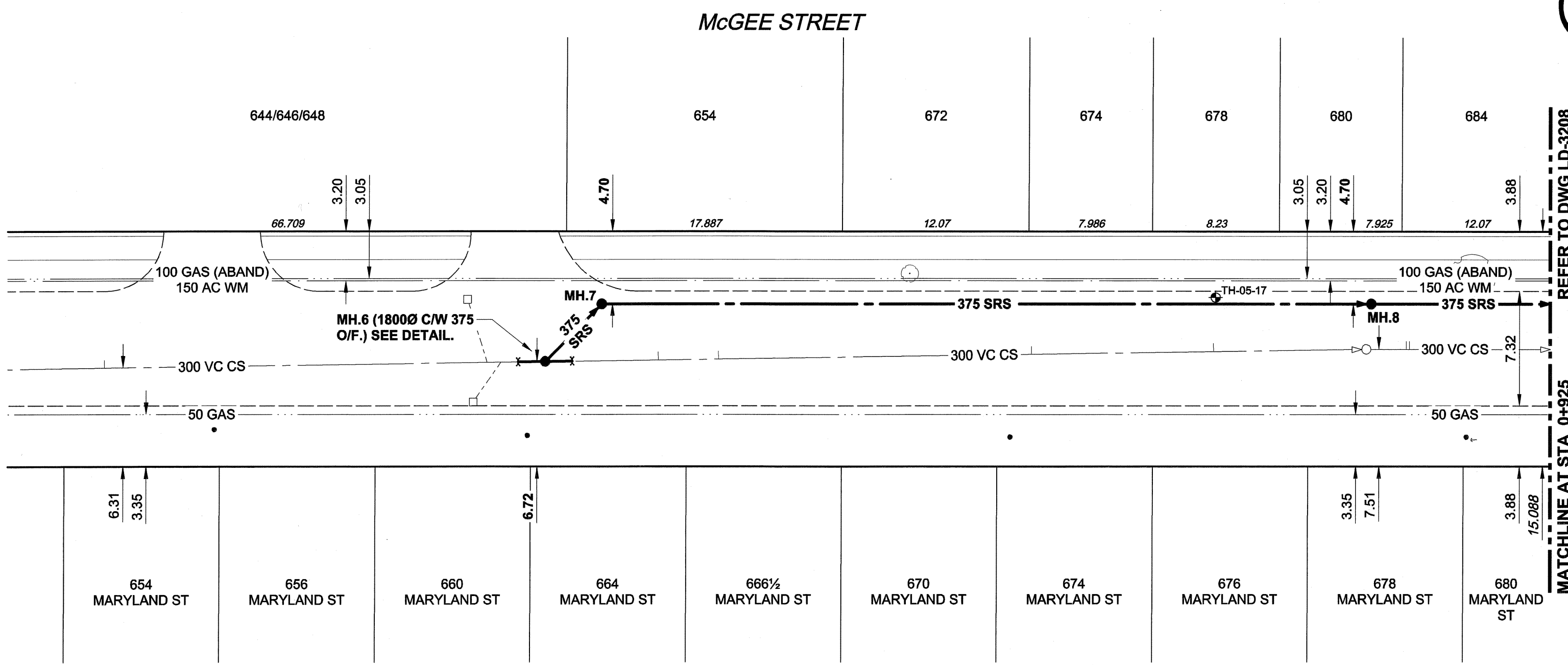
PLOT: 05/11/01 11:02:52 AM

JMA FILE NAME: D265-177-02\_02-C-1004\_RX.dwg Saved By: alleppi

EXISTING FEATURES



CHAINAGE ALONG E PL



**WARNING**  
 IF POWER EQUIPMENT OR EXPLOSIVES ARE TO BE USED FOR EXCAVATION ON THIS PROJECT, THE CONTRACTOR MUST:  
 1) NOTIFY THE GAS COMPANY OF THE PROPOSED LOCATION OF EXCAVATION.  
 2) TAKE PRECAUTION TO AVOID DAMAGE TO GAS COMPANY INSTALLATIONS.  
 SEE PROVINCIAL REGULATION 140/92 FOR DETAILS

150 mm WM		150 mm WM		CURB STOP		150 mm WM		150 mm WM	
	HYDRANT		VALVE		REDUCER		HYDRANT		VALVE
	LAND DRAINAGE SEWER		WASTE WATER SEWER		ANODE		LAND DRAINAGE SEWER		WASTE WATER SEWER
	MANHOLE		CATCH BASIN		HYDRO		PAVEMENT CROWN		N/W PROPERTY LINE
	CURB INLET		CURB INLET		MTS		N/W PROPERTY LINE		S/E PROPERTY LINE
	CULVERT		PIPE ABANDONMENTS		GAS		N/W GUTTER		S/E GUTTER
	SURVEY BAR		TREE		TESTHOLE		LAMP STANDARD		TREE
	EXISTING		NEW		EXISTING		NEW		EXISTING
	LEGEND - PLAN		LEGEND - PROFILE		LEGEND - PLAN		LEGEND - PROFILE		LEGEND - PLAN

**LOCATION APPROVED**  
 UNDERGROUND STRUCTURES

SUPR. U/G STRUCTURES DATE COMMITTEE

**NOTE:**  
 LOCATION OF UNDERGROUND STRUCTURES AS SHOWN ARE BASED ON THE BEST INFORMATION AVAILABLE. BUT NO GUARANTEE IS GIVEN THAT ALL EXISTING UTILITIES ARE SHOWN OR THAT THE GIVEN LOCATIONS ARE EXACT. CONFIRMATION OF EXISTENCE AND EXACT LOCATION OF ALL SERVICES MUST BE OBTAINED FROM THE INDIVIDUAL UTILITIES BEFORE PROCEEDING WITH CONSTRUCTION.

BM 36-057	N.E. Cor. Wellington Ave. & McGee St. Tbl. in E. Cont. foundation No. 725 McGee St. 1m N. & 0.1m below brick of S.E. Cor. of Bldg.
ELEV 232.727m	
NO.	REVISIONS
0	ISSUED FOR CONSTRUCTION 05/11/03 ADL
	YY/MM/DD BY

**METRIC**  
 WHOLE NUMBERS INDICATE MILLIMETRES  
 DECIMALIZED NUMBERS INDICATE METRES

**APCM**  
 Certificate of Authorization  
 UMA Engineering Ltd.  
 No. 256 Expiry: April 30, 2006

DESIGNED BY: GEB  
 CHECKED BY: [Signature]  
 DRAWN BY: ADL  
 APPROVED BY: [Signature]  
 HOR. SCALE: 1:250  
 VERT. SCALE: 1:50  
 DATE: 05/11/03

PROFESSIONAL'S SEAL  
 PROVINCE OF MANITOBA  
 REGISTERED PROFESSIONAL ENGINEER  
 A. NAGY  
 Nov. 3, 2005  
 CONSULTANT DRAWING NO. 4  
 D265-177-02

**THE CITY OF WINNIPEG**  
 WATER AND WASTE DEPARTMENT

**ALEXANDER/BANNATYNE**  
 COMBINED SEWER RELIEF  
 CONTRACT 2B

McGEE STREET  
 190m NORTH OF SARGENT AVENUE  
 TO 75m SOUTH OF WELLINGTON AVENUE

SHEET 4 OF 17  
 CITY DRAWING NUMBER  
 LD-3207  
 REV 0

BID OPPORTUNITY NO. 584-2005