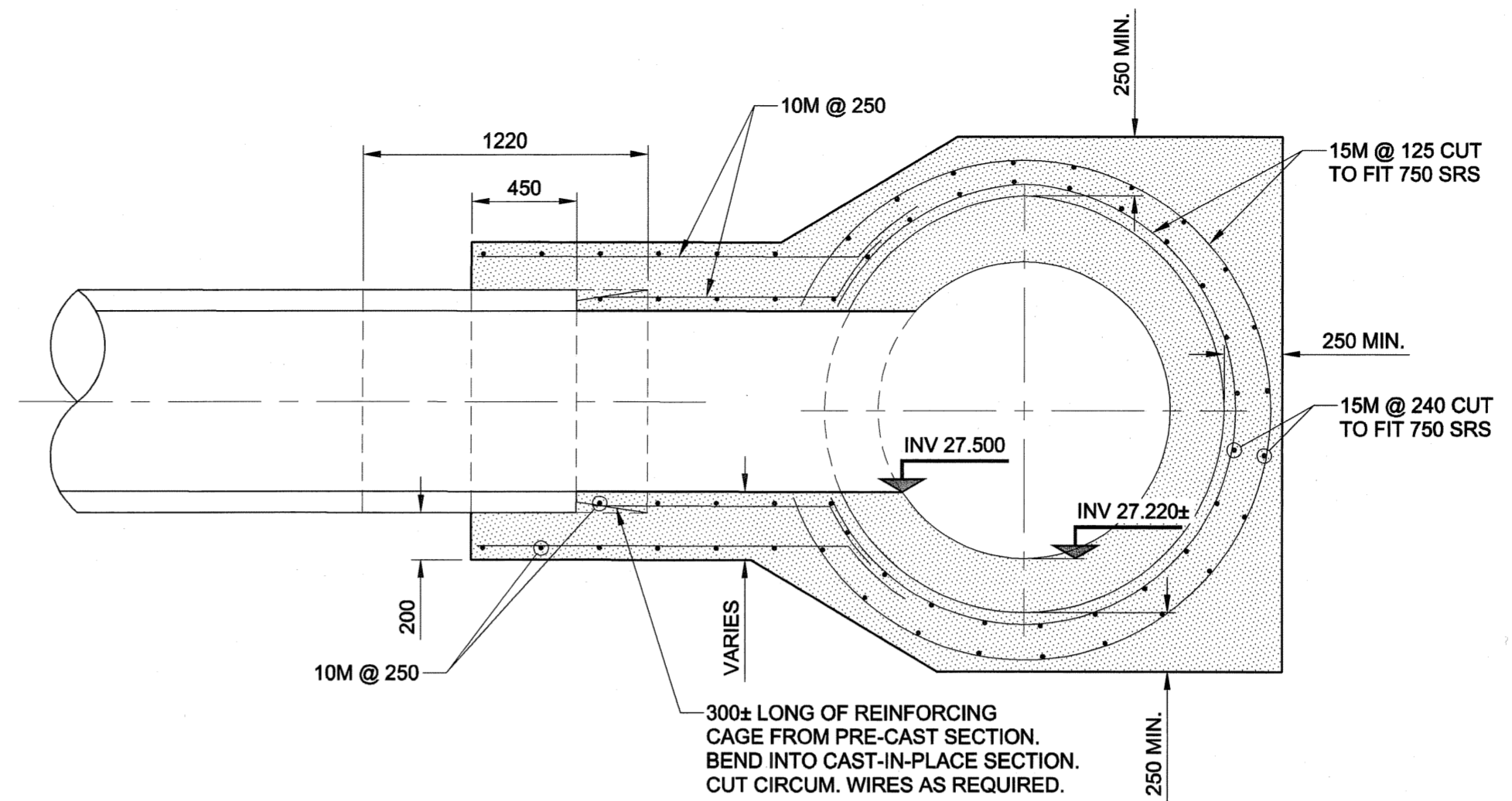
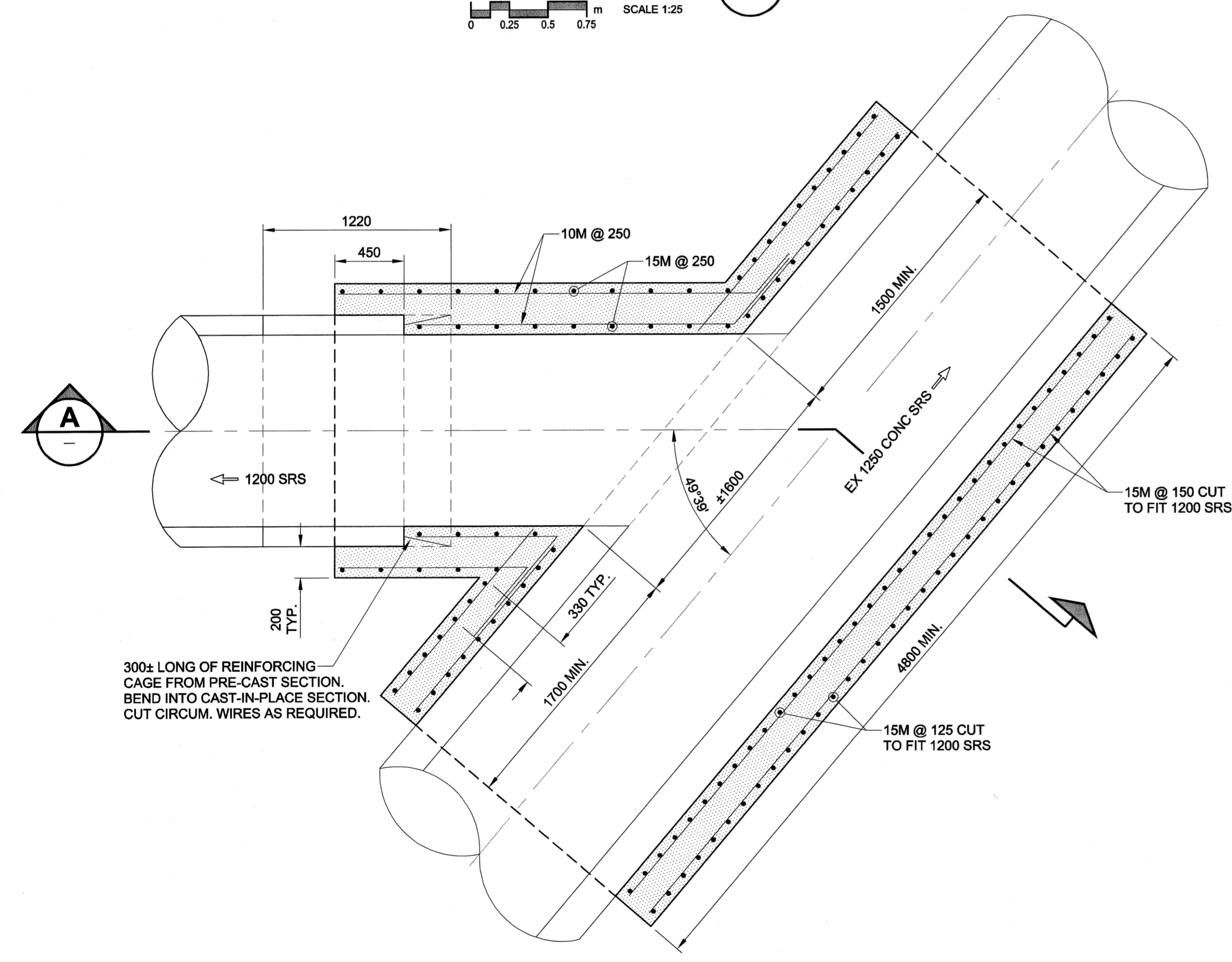


**SECTION A**  
SCALE 1:25

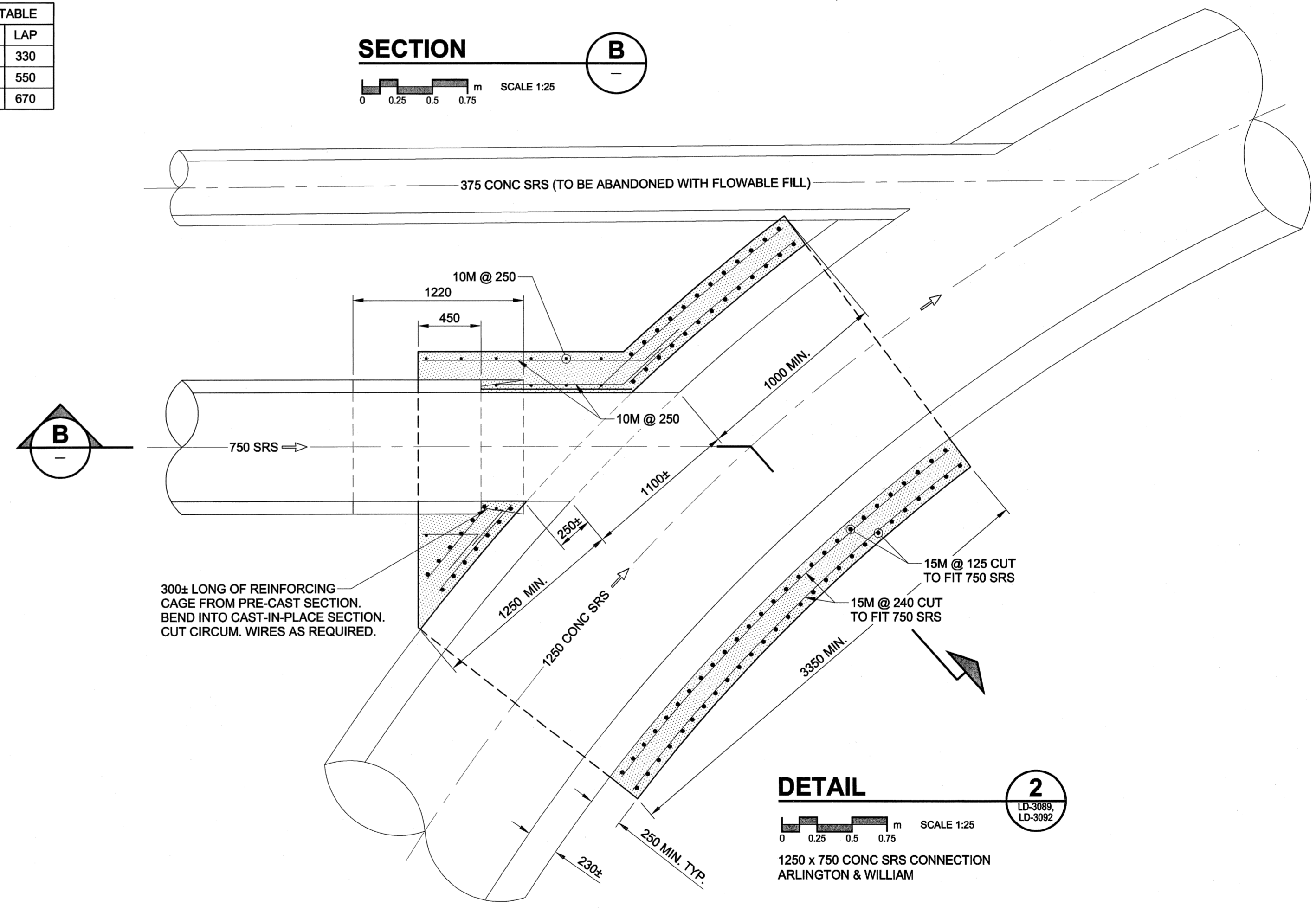
LAP TABLE	
BAR	LAP
10M	330
15M	550
20M	670



**SECTION B**  
SCALE 1:25



**DETAIL 1**  
SCALE 1:25  
LD-3088



**DETAIL 2**  
SCALE 1:25  
LD-3089, LD-3092

**DETAIL 1**  
SCALE 1:25  
LD-3088  
1250 x 1200 CONC SRS CONNECTION  
ARLINGTON @ BANNATYNE

LOCATION APPROVED UNDERGROUND STRUCTURES	
SUPR. U/G STRUCTURES COMMITTEE	DATE
NOTE: LOCATION OF UNDERGROUND STRUCTURES AS SHOWN ARE BASED ON THE BEST INFORMATION AVAILABLE. BUT NO GUARANTEE IS GIVEN THAT ALL EXISTING UTILITIES ARE SHOWN OR THAT THE GIVEN LOCATIONS ARE EXACT. CONFIRMATION OF EXISTENCE AND EXACT LOCATION OF ALL SERVICES MUST BE OBTAINED FROM THE INDIVIDUAL UTILITIES BEFORE PROCEEDING WITH CONSTRUCTION.	

NO.	REVISIONS	DATE	BY
0	ISSUED FOR CONSTRUCTION	05/02/08	ADL
		YYMMDD	

DESIGNED BY		CHECKED BY	
SBF/FMI			
DRAWN BY		APPROVED BY	
ADL			
HOR. SCALE		VERT. SCALE	
AS NOTED		AS NOTED	
DATE		DATE	
05/02/09		05/02/09	

**METRIC**  
WHOLE NUMBERS INDICATE MILLIMETRES  
DECIMALIZED NUMBERS INDICATE METRES

**UMA**  
An AECOM Company  
2004 UMA ENGINEERING LTD. ALL RIGHTS RESERVED.

**APEGN**  
Certificate of Authorization  
UMA Engineering Ltd.  
No. 256 Expiry: April 30, 2005

**THE CITY OF WINNIPEG**  
WATER AND WASTE DEPARTMENT

**ALEXANDER/BANNATYNE**  
COMBINED SEWER RELIEF  
CONTRACT 1A  
DETAILS

SHEET 18 OF 18  
CITY DRAWING NUMBER  
LD-3103  
REV 0