

UPPER BRACKET (8)

LOWER BRACKET (9)

SECTION B-B

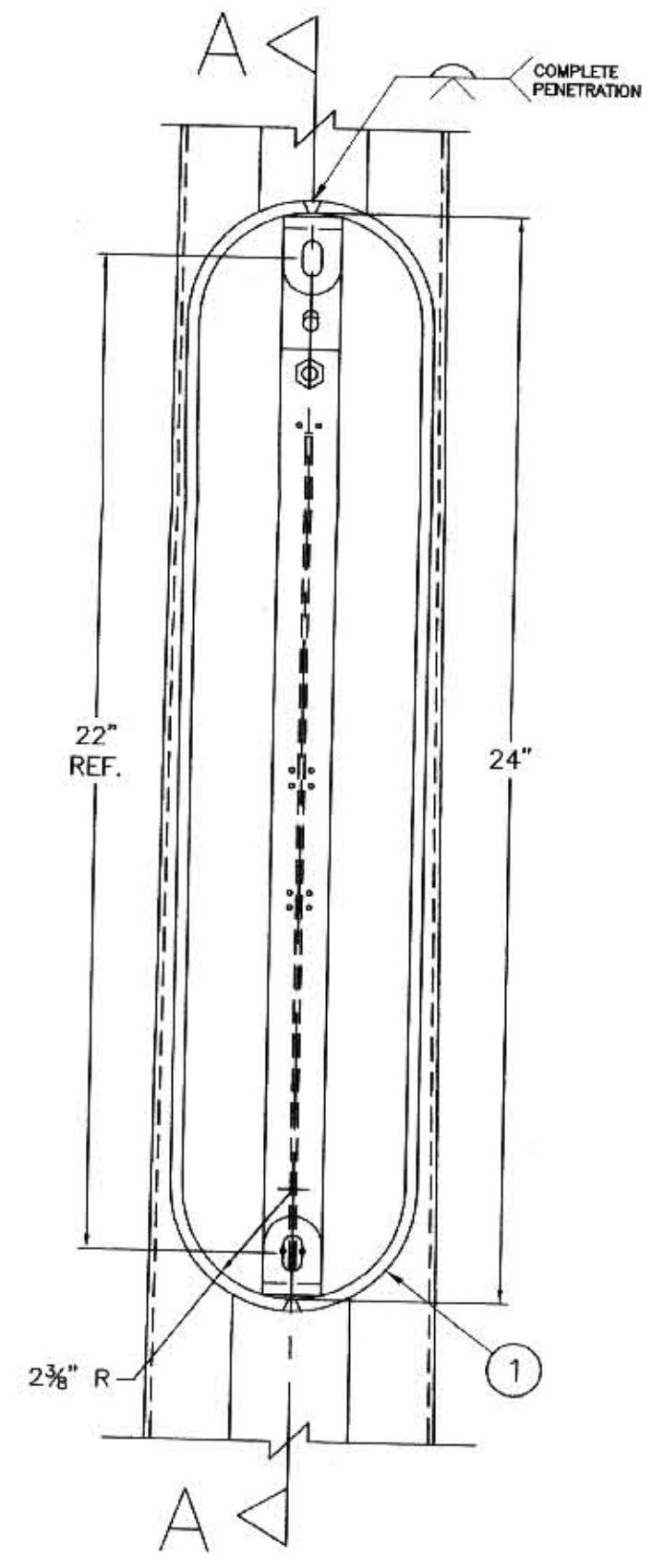
ITEM No.	No. REQ'D	DESCRIPTION	MATERIAL	DWG No.
1	2	ACCESS PANEL RING 3" x 27" LONG	3/8" PL. G40.21 44W	
2	1	TERMINAL STRIP BRACKET 1 1/4" x 24 3/16" LONG	7 GA. A570 GR.50	
3	1	TERMINAL REINFORCING STRIP 1" x 17 1/2" LONG	11 GA. A570 GR.50	
4	1	HEX BOLT 1/4"-20 UNC FULL THREAD x 1 1/2" LONG	STAINLESS STEEL TYPE 316	
5	1	HEX BOLT 3/8"-16 UNC FULL THREAD x 1 1/2" LONG	STAINLESS STEEL TYPE 316	
6	2	HEX NUT 1/4"-20 UNC	STAINLESS STEEL TYPE 316	
7	3	AU-VE-CO NO. 10054 3/8"-16 UNC NUT OR EQUAL	STEEL PLATED	
8	1	BRACKET 1 1/4" x 7 1/2" LONG	1/4" PL. G40.21 44W	
9	1	BRACKET 1 1/4" x 4" LONG	1/4" PL. G40.21 44W	
10	1	BRACKET 1 1/4" x 2 1/2" LONG	1/4" PL. G40.21 44W	

FINISH:

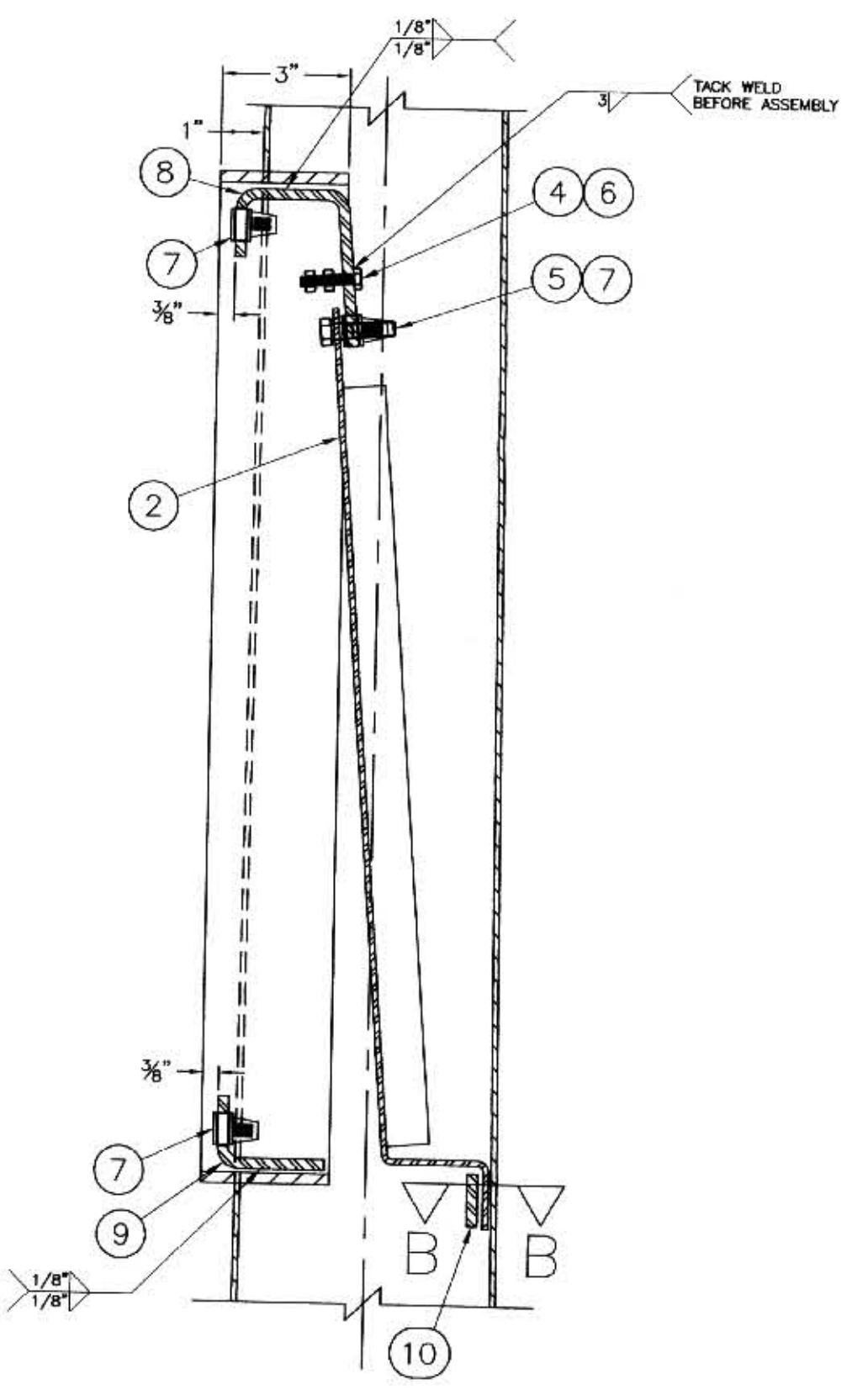
HOT DIP GALVANIZE TO CSA STANDARD G164-M92 TO NET MINIMUM RETENTION OF 600 g/m²
 ALL AREAS OF DAMAGED GALVANIZING SHALL BE REPAIRED WITH SELF FLUXING LOW TEMPERATURE ZINC BASED ALLOY ROD. USE OF SPRAY ON COATINGS IS NOT ACCEPTABLE.

NOTE:

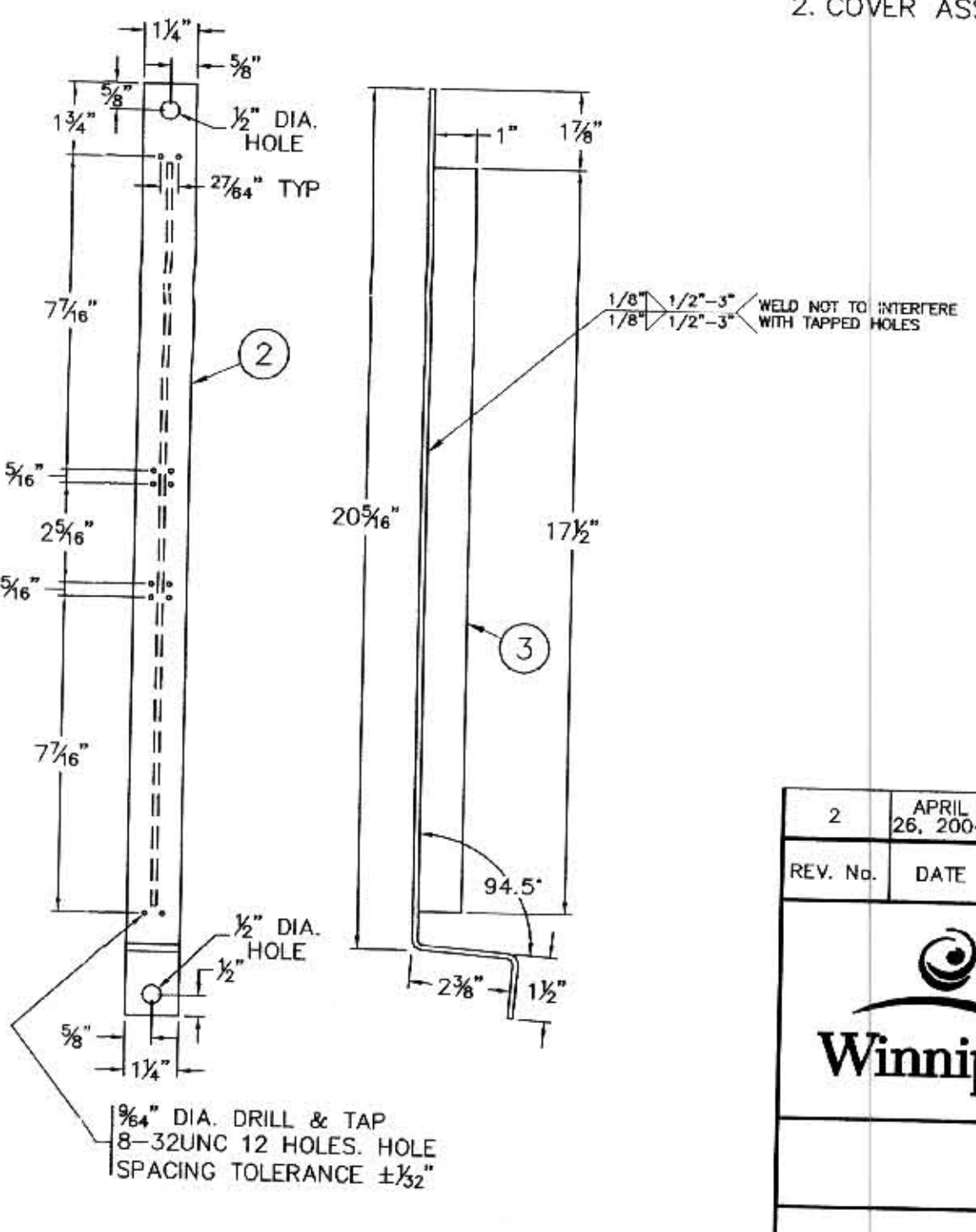
1. WELDING
 ALL WELDING SHALL CONFORM TO CSA STANDARD W59. FABRICATOR SHALL BE FULLY APPROVED BY THE CANADIAN WELDING BUREAU AS PER CSA STANDARD W47.1.
2. COVER ASSEMBLY SHOWN ON DRAWING ST-164.



FRONT VIEW



SECTION A-A



TERMINAL STRIP BRACKET



2	APRIL 26, 2004	REDRAWN		
REV. No.	DATE	REVISIONS	APPROVED	
THE CITY OF WINNIPEG PUBLIC WORKS DEPARTMENT TRANSPORTATION DIVISION				
GES ENGINEERING INC. CALGARY, AB. PHONE (403) 240-2921 FAX (403) 240-3713				
4 3/4" x 24" (120mm x 610mm) ACCESS PANEL (38 CIRCUIT) FOR TRAFFIC SIGNAL POLE				
DESIGNED AND APPROVED D. Selme GES Engineering Inc. DATE July 23, 2004		DRAWN G.G. DATE MARCH 18, 2004		DWG No. ST-111 SCALE NTS SHEET 1 OF 1 REV. No. 2