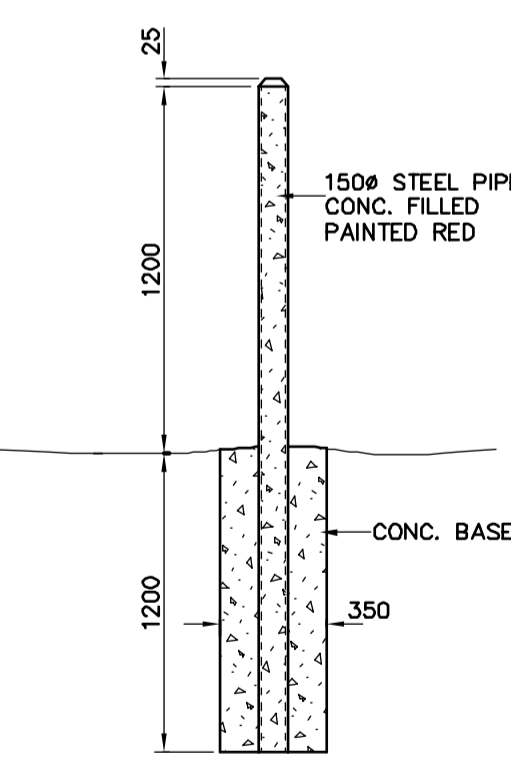
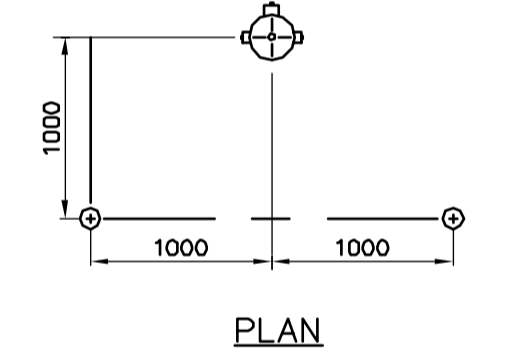
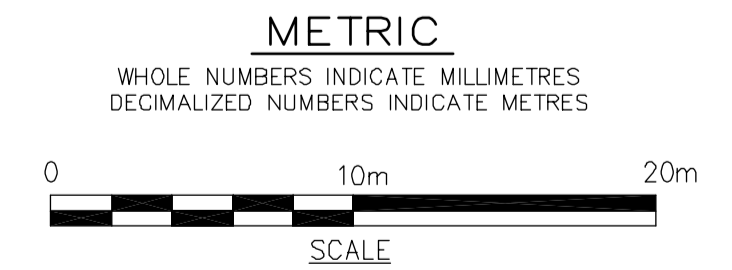


- CONSTRUCTION NOTES**
1. EXPOSE WATERMAIN CONNECTIONS AND CONFIRM INVERTS PRIOR TO CONSTRUCTION.
 2. INSTALL WATERMAIN BY TRENCHLESS METHODS.
 3. ALL MATERIALS SHALL CONFORM TO THE CITY OF WINNIPEG STANDARD CONSTRUCTION SPECIFICATIONS.
 4. MINIMUM COVER TO TOP OF PROPOSED WATERMAIN SHALL BE 2.5m FROM STREET CENTERLINE.
 5. INSTALL ALL HYDRANTS WITH FLANGE ELEVATION 50mm - 150mm ABOVE FINISHED GRADE.
 6. REPLACE ALL EXISTING LEAD SERVICES FROM THE PROPOSED WATERMAIN TO PROPERTY LINE.
 7. NOTIFY ALL AFFECTED RESIDENTS AND BUSINESSES 24 HOURS IN ADVANCE OF ANY WATER SHUTDOWN OR DISRUPTION OF SERVICE.
 8. LOCATION OF PREVIOUS WATERMAIN BREAKS SHOWN THUS (C) IS APPROXIMATE AND FOR INFORMATION ONLY. NO GUARANTEE IS GIVEN TO THE COMPLETENESS OR ACCURACY OF THIS INFORMATION.
 9. LOCATION OF WATER SERVICES SHOWN ON DRAWINGS ARE APPROXIMATE. THE CONTRACTOR SHALL FIELD LOCATE ALL WATER SERVICES PRIOR TO CONSTRUCTION.
 10. ALL VALVES SHALL BE BLACK TOP (CLOCKWISE TO CLOSE).
 11. BACKFILL UNDER OR WITHIN 1.0m OF PAVEMENTS, INCLUDING SIDEWALKS SHALL BE CLASS 3 BACKFILL EXCEPT AS NOTED. BACKFILL IN BOULEVARDS SHALL BE CLASS 5 BACKFILL.
 12. BACKFILL ALL EXCAVATIONS WITHIN REGIONAL STREETS PAVEMENTS WITH CLASS 1 BACKFILL.
 13. ALL WATERMAIN PIPE AND FITTINGS SHALL BE SUPPLIED AND INSTALLED WITH NITRILE GASKETS.



HYDRANT PROTECTION AND BOLLARD DETAILS
N.T.S.

ADDRESS/ NATURE OF SERVICES	SIZE/ MATERIAL	DIST. TO PROP.	POSITION OF S.C. (curb stop)	POSITION OF C.C. (corp)	COMMENTS:
1916 MAIN ST INDUSTRIAL	COPPER 19 mm	0.2 m	Long: 19.2 m N of NL PARTRIDGE BUILDING Short: 7.4 m S of NL	Long: of Short: of	
1915 MAIN ST COMMERCIAL	COPPER 19 mm	0.1 m	Long: 30.2 m N of SL FORREST BUILDING Short: 11.6 m S of NL	Long: of Short: 0.6 m N of SC	
1914 MAIN ST INDUSTRIAL	COPPER 19 mm	0.3 m	Long: 6.1 m N of NL PARTRIDGE CENTRE LINE BUILDING Short: 1.9 m N of SL	Long: of Short: of	
1900 MAIN ST COMMERCIAL	COPPER 19 mm	1.8 m	Long: 29.9 m E of 1ST HYDRANT W MAIN ST BUILDING Short: 1.2 m W of EL	Long: of Short: 0.6 m W of EL OF BUILDING	
1900 MAIN ST COMMERCIAL	COPPER 38 mm	0.3 m	Long: 43.4 m E of EL AIKINS BUILDING Short: 4.3 m E of WL	Long: of Short: OPP of	



APEGM
Certificate of Authorization
Earth Tech Canada Inc.
No. 730 Expiry: April 30, 2004

EXISTING	LEGEND - PLAN	PROPOSED	EXISTING	LEGEND - PROFILE	PROPOSED
150 mm W.M.	WATERMAIN	150 mm W.M.	HYDRO	150 mm W.M.	WATERMAIN
Hydrant symbol	HYDRANT	Valve symbol	TELEPHONE	Hydrant symbol	HYDRANT
Valve symbol	VALVE	Manhole symbol	CONCRETE	Valve symbol	VALVE
300mm L.D.S.	LAND DRAINAGE SEWER	Manhole symbol	ASPHALT	Manhole symbol	LAND DRAINAGE SEWER
250mm W.W.S.	WASTEWATER SEWER	Manhole symbol	PROPERTY LINE	Manhole symbol	WASTE WATER SEWER
Manhole symbol	MANHOLE	Manhole symbol	SURVEY BAR	Manhole symbol	Manhole symbol
Catch basin symbol	CATCH BASIN	Manhole symbol	CURB STOP	Manhole symbol	Manhole symbol
Manhole symbol	CURB INLET	Manhole symbol	TREE	Manhole symbol	Manhole symbol
Manhole symbol	JUNCTIONS	Manhole symbol	ANODE	Manhole symbol	Manhole symbol
Manhole symbol	CULVERT	Manhole symbol	CONCRETE SIDEWALK	Manhole symbol	Manhole symbol
Manhole symbol	GAS	Manhole symbol	FENCE	Manhole symbol	Manhole symbol

LOCATION APPROVED UNDERGROUND STRUCTURES

SUPV. U/G STRUCTURES DATE COMMITTEE

NOTE:
LOCATION OF UNDERGROUND STRUCTURES AS SHOWN ARE BASED ON THE BEST INFORMATION AVAILABLE. BUT NO GUARANTEE IS GIVEN THAT THE GIVEN LOCATIONS ARE EXACT. CONFIRMATION OF EXISTENCE AND EXACT LOCATION OF ALL SERVICES MUST BE OBTAINED FROM THE INDIVIDUAL UTILITIES BEFORE PROCEEDING WITH CONSTRUCTION.

B.M. 13-021 ELEV. 231.078	TBLT. IN N. CONC. FOUND. OF BLDG. ON S.E. COR. OF MAIN ST. AND LEILA AVE. 1m E. & 0.4m BELOW BRICK OF NW COR. OF BLDG.
0	ISSUED FOR TENDER
NO. REVISIONS	DATE BY

EARTH TECH
A TUCO INTERNATIONAL LTD. COMPANY
Earth Tech (Canada) Inc. Winnipeg, Manitoba 204.477.5381

DESIGNED BY GSK CHECKED BY GSK
DRAWN BY GDL APPROVED BY
HOR. SCALE: 1:250
VERTICAL SCALE: 1:50
RELEASED FOR CONSTRUCTION BY:
K.R. ZUREK
DATE: APRIL 27, 2004

ENGINEER'S SEAL
ORIGINAL SIGNED BY
J. E. HUTCHISON
2004/04/27
CONSULTANT DRAWING NO.
76531-C09

THE CITY OF WINNIPEG
Winnipeg WATER AND WASTE DEPARTMENT

WATERMAIN RENEWALS
CONTRACT No. 5

PARTRIDGE AVENUE
92m WEST OF MAIN STREET
TO MAIN STREET

SHEET 9 OF 19
CITY DRAWING NUMBER
D-8534