

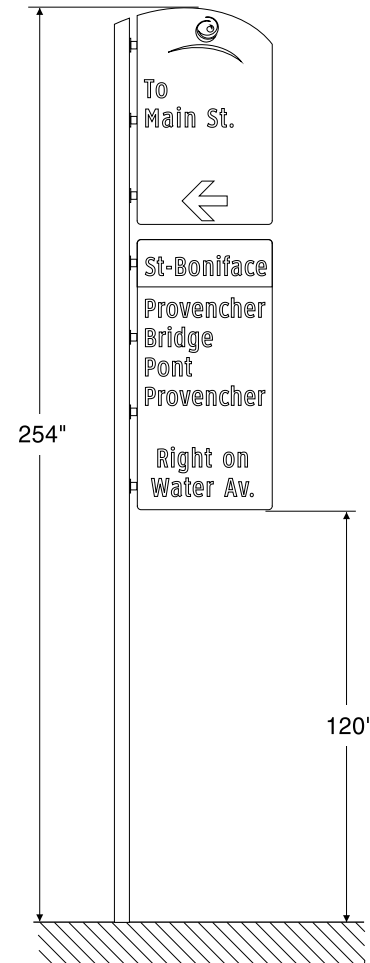


Field Notes for Installation:

New pole just beyond driveway to lot before York, in line with tree box edge.

Pole Site Location E/S Waterfront Dr south of York Av

Sign Panel	Panel Type
WF3-U	D logo
WF3-L	B lower
Pole Type	D+B



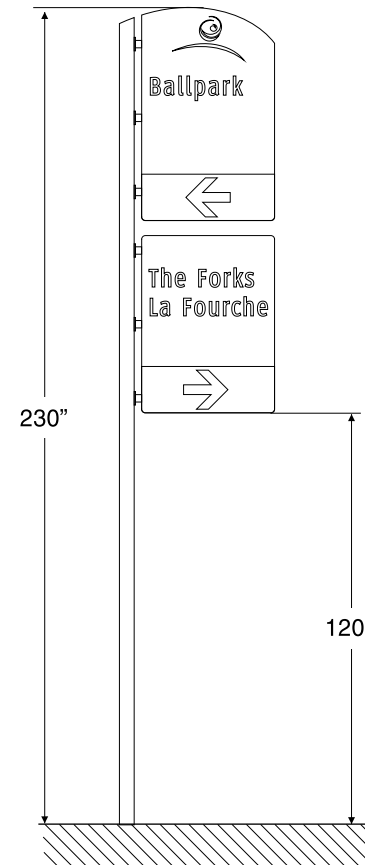



Field Notes for Installation:

35' beyond 3rd pole back from Waterfront.

Pole Site Location S/S York St west of Waterfront Dr

Sign Panel	Panel Type
YE1-U	D logo
YE1-L	D lower
Pole Type	D+D





Field Notes for Installation:

210' from Waterfront, 10' beyond hydrant.

Pile Site Location N/S York Av east of Main St

Sign Panel	Panel Type
YW2	A logo

Pole Type	A
-----------	----------

