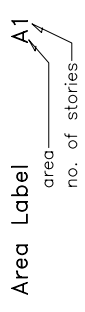


**GRAPHIC LEGEND**

- Parapet
- Gravel stop
- Control joint
- Expansion joint
- New insulated drain pipe
- Photo vantage point



**KEYNOTE LEGEND**

- 1 core sample
- 2 chimney
- 3 AC unit
- 4 sign support
- 5 ventilator
- 6 vent pipe
- 7 roof drain
- 8 skylight
- 9 eavestrough
- 10 firewall
- 11 antenna
- 12 ladder
- 13 stub column
- 14 roof hatch
- 15 scupper
- 16 pitch box
- 17 HVAC unit
- 18 capped curb
- 19 flag pole
- 20 electrical mast
- 21 cooling tower
- 22 splash pad
- 23 splash pan
- 24 downspout/rainwater leader
- 25 back slope
- 26 cant
- 27 increase slope to drain
- 28 cricket
- 29 parapet/wide flashing

**AGASSIZ CONSULTING GROUP**

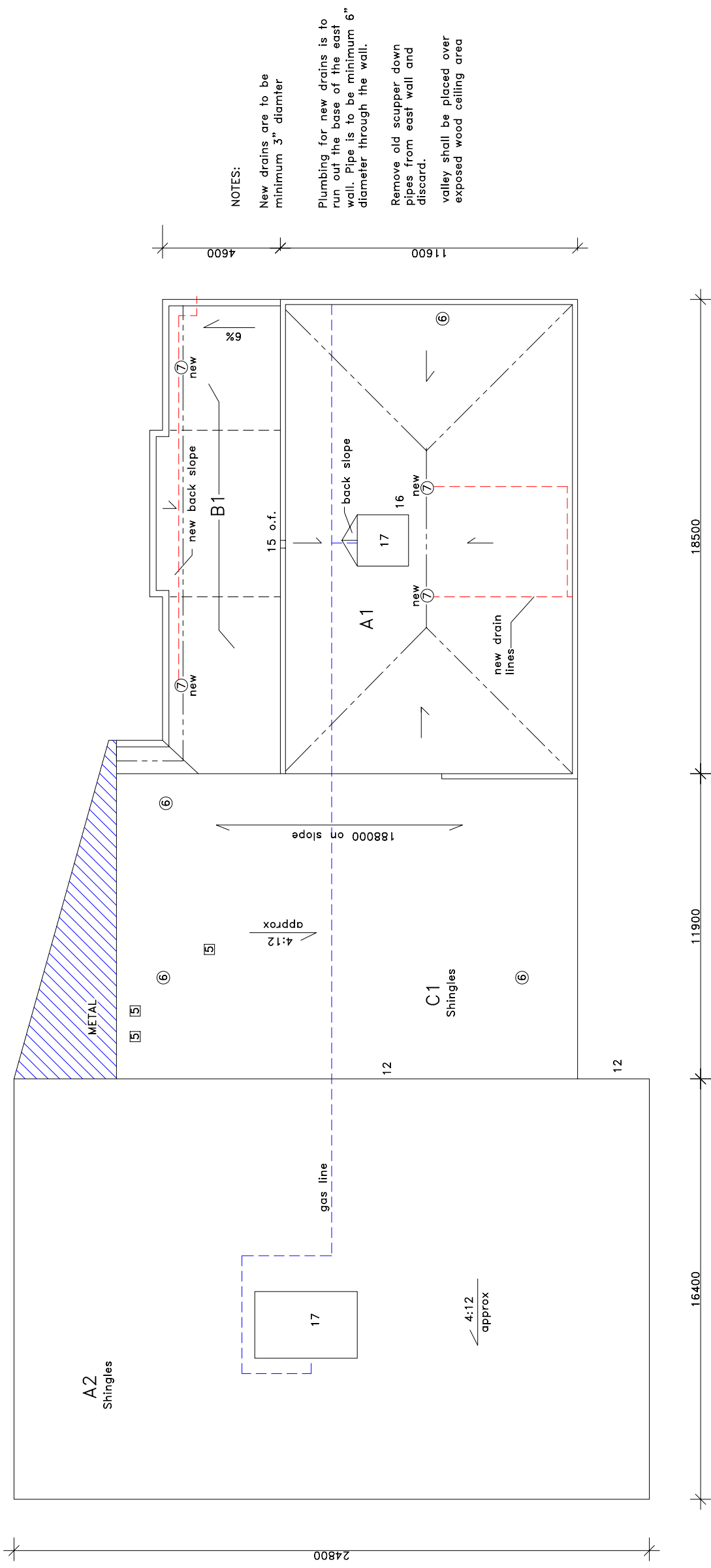
809 Pipeline Road, Winnipeg, Manitoba  
Phone: 697-8091 Fax: 697-8039

Project: **Weston Community Center**  
1625 Logan Avenue  
Winnipeg, MB

Date: **February 29, 2004**

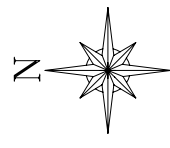
Drawing No. **R-1**

File no: **3649-04** Scale: **1:200**



**NOTES:**

- New drains are to be minimum 3" diameter
- Plumbing for new drains is to run out the base of the east wall. Pipe is to be minimum 6" diameter through the wall.
- Remove old scupper down pipes from east wall and discard.
- valley shall be placed over exposed wood ceiling area



Approx. Area  
sq.m.  
A1 = 214  
B1 = 90  
C1 = 223  
A2 = 407  
Metal = 28

Notes:  
.01 Contractor is responsible for site verifications of all dimensions  
.02 Drawings are not to be scaled for estimating purposes  
.03 All areas given are approximate  
Stated scale is when in 11x17 format  
X= leak