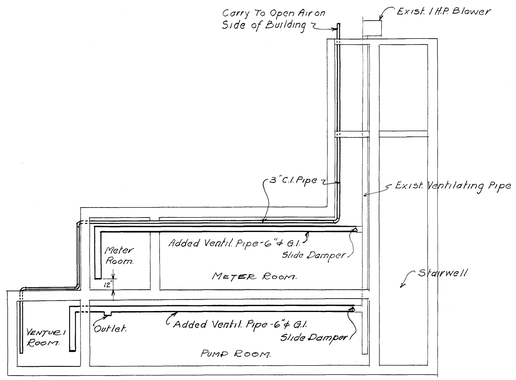

EXTENSION TO EXISTING VENTILATING SYSTEM.

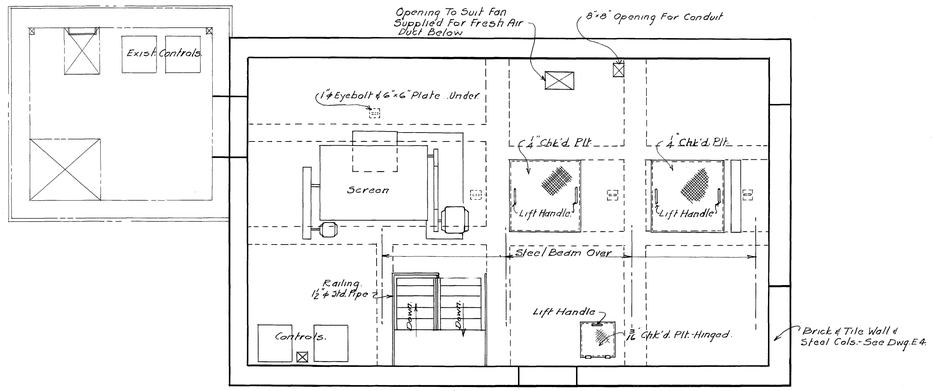

PLAN VIEW - EL. 30.06'

Scale: ¼" = 1'-0"

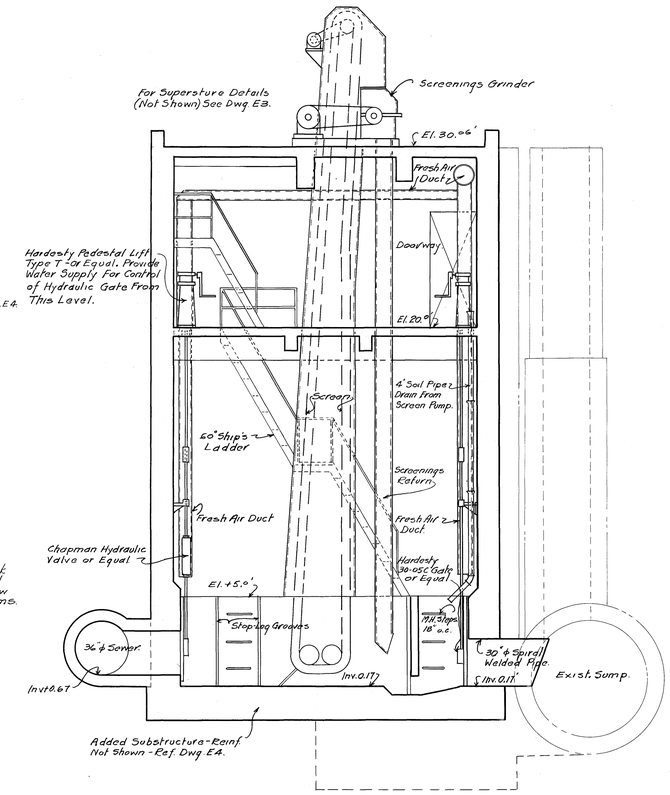

SECTION THRU SCREEN CHAMBER.

Scale: ¼" = 1'-0"

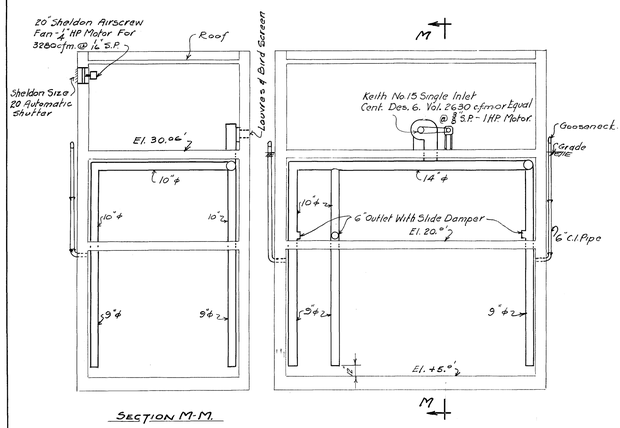

SECTION M-M.

VENTILATING SYSTEM - MAIN BUILDING ADDITION

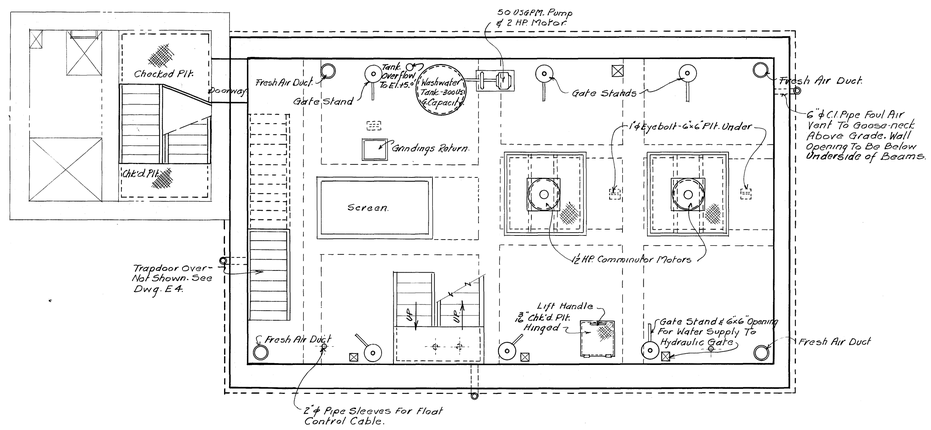

PLAN VIEW - EL. 20.0'

Scale: ¼" = 1'-0"

SECTION THRU SUMP.

Scale: ⅜" = 1'-0"

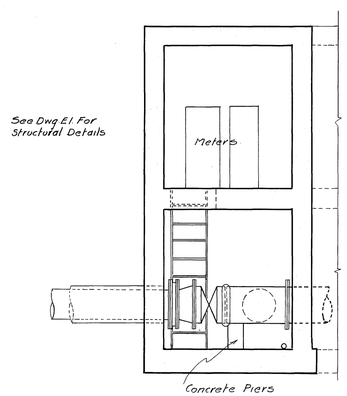

SECTION F-F

Scale: ¼" = 1'-0"

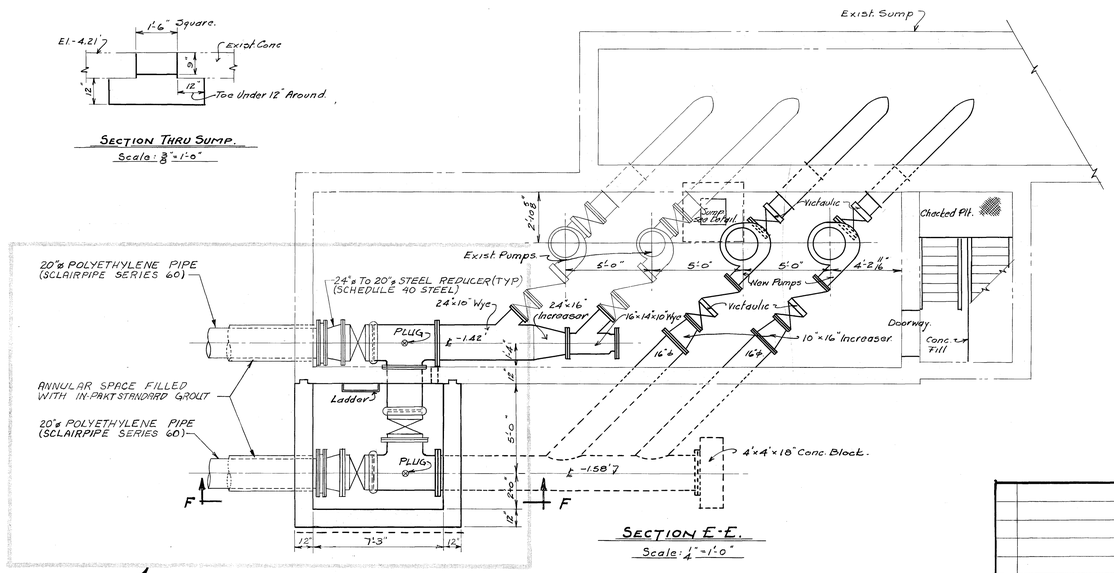

SECTION E-E.

Scale: ¼" = 1'-0"

1983 CONSTRUCTION
SEE DRAWINGS 229 & 1091

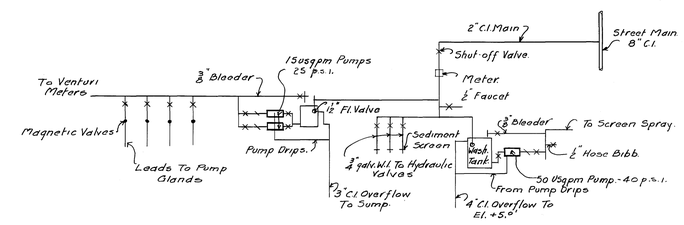

SCHEMATIC DIAGRAM - WATER SUPPLY.

NOTE:

See Dwg. E1 For Location of Sect. E-E.

Micro-Filmed 1985

NO.	REVISION	DATE
1	REVISED FOR 1983 CONSTRUCTION	83/11/30

GREATER WINNIPEG SANITARY DISTRICT

DRAWN BY I.C.D.T. & W.E.H. 1-8-80
TRACED BY W.E.H. CHECKED BY
APPROVED:
FOR CHAIRMAN
FOR GENERAL MANAGER
FOR CHIEF ENGINEER

W. D. HURST
CHAIRMAN OF COMMISSIONERS
N. S. BUBBIS
GENERAL MANAGER
ALVORD, BURDICK & HOWSON
CONSULTING ENGINEERS

TITLE
MONTCALM PUMPING STATION ADDITIONS (EQUIPMENT)

SCALE: Noted.

DRAWING NO. 262