

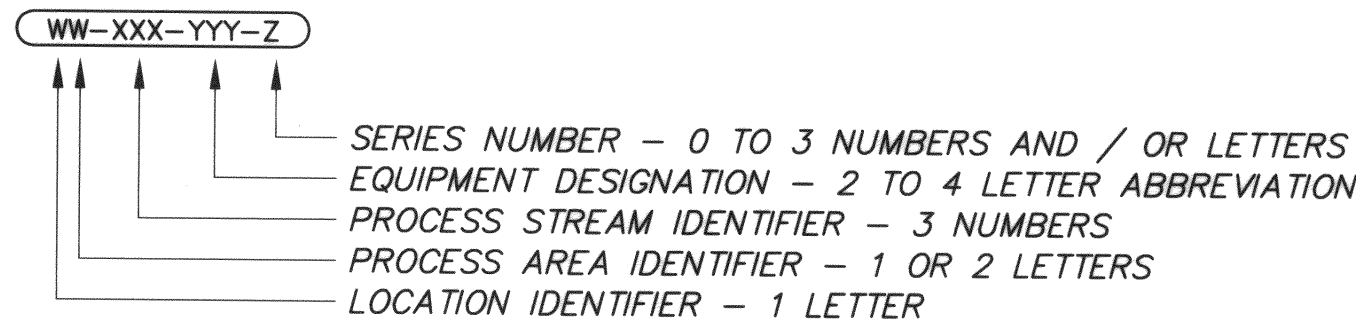
SHEET: 048-41- (17/2003)

MECHANICAL EQUIPMENT ABBREVIATIONS LIST

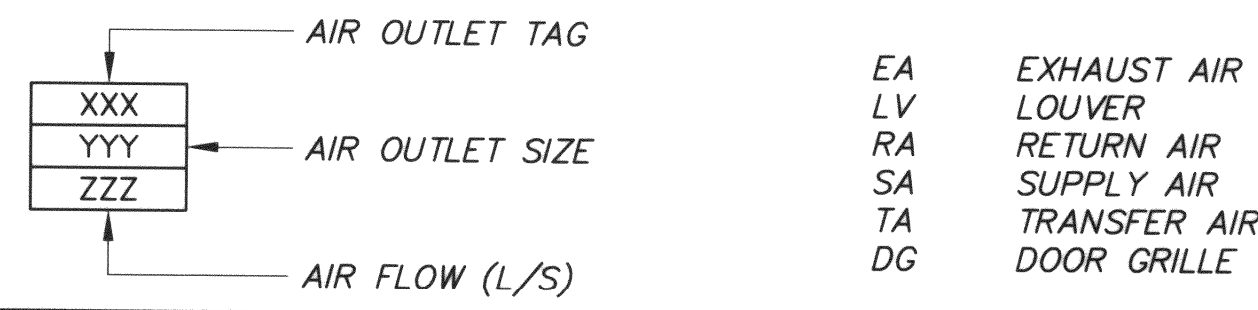
ACCU AIR COOLED CONDENSING UNIT
 AD AIR DRYER
 AF AIR FILTER
 AHU AIR HANDLING UNIT
 DX DIRECT EXPANSION COIL
 EF EXHAUST FAN
 EV EVAPORATOR

MUA MAKE-UP AIR UNIT
 RCC REFRIGERATION COMPRESSOR - CENTRIFUGAL
 RCR REFRIGERATION COMPRESSOR - RECIPROCATING
 RCS REFRIGERATION COMPRESSOR - SCREW
 RF RETURN FAN
 SF SUPPLY FAN
 UH UNIT HEATER

EQUIPMENT IDENTIFICATION



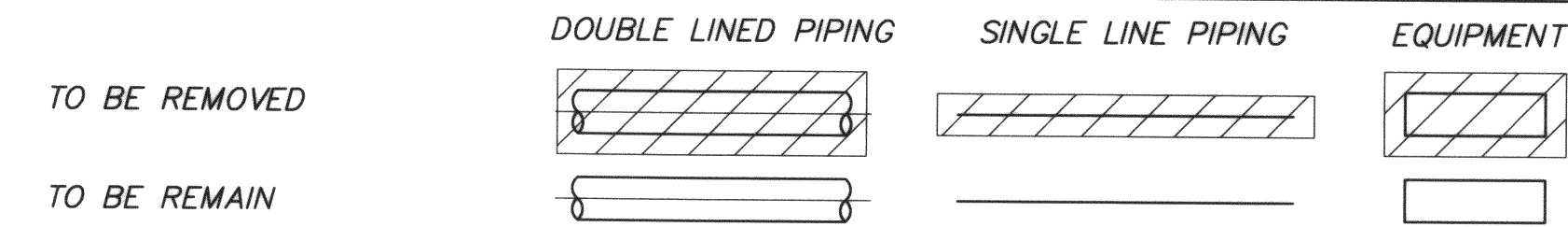
AIR OUTLET IDENTIFICATION



EQUIPMENT SYMBOLS



DEMOLITION SYMBOLS



CONTROL SYMBOLS

DESCRIPTION	SYMBOL
THERMOSTAT	
HUMIDISTAT	
SWITCH	
TEMPERATURE SENSOR	
TEMPERATURE TRANSMITTER	
FREEZE STAT	
DISCONNECT SWITCH	
MOTOR	
ACTUATOR	
CURRENT SENSING RELAY	
PRESSURE SENSOR	
FLOW SWITCH	
LIMIT SWITCH	
SMOKE DETECTOR	
CARBON MONOXIDE SENSOR	
BACK DRAFT DAMPER	
CARBON DIOXIDE SENSOR	
SCR ELECTRIC HEATING COIL	
INTERLOCK	
THREE PHASE WIRING BY OTHERS (N.I.C.)	
SINGLE PHASE WIRING BY DIVISION 16.	
CONTROL WIRING BY DIVISION 15.	
CONTROL WIRING (LOW VOLTAGE)	
CONTROL WIRING (LINE VOLTAGE)	
CARBON MONOXIDE SENSOR	
LOW WATER CUT OFF DEVICE	

--- DENOTES NUMBER OF WIRES REQUIRED

PIPING IDENTIFICATION

DESCRIPTION	LINE SYMBOL	DESCRIPTION	LINE SYMBOL
NATURAL GAS		HOT WATER SUPPLY	
PROPANE		HOT WATER RETURN	
FUEL OIL SUPPLY		COMBINED HYDRONIC RETURN	
FUEL OIL RETURN		CHILLED WATER SUPPLY	
FUEL OIL VENT		CHILLED WATER RETURN	
DOMESTIC COLD WATER		CONDENSER WATER SUPPLY	
DOMESTIC HOT WATER		CONDENSER WATER RETURN	
DOMESTIC HOT WATER RECIRC.		REFRIGERANT SUCTION	
SANITARY		REFRIGERANT DISCHARGE	
SANITARY (BURIED)		LOW PRESSURE STEAM	
SANITARY VENT		MEDIUM PRESSURE STEAM	
STORM		HIGH PRESSURE STEAM	
STORM (BURIED)		LOW PRESSURE CONDENSATE	
ACID WASTE		MEDIUM PRESSURE CONDENSATE	
ACID WASTE (BURIED)		HIGH PRESSURE CONDENSATE	
ACID WASTE VENT		PUMPED CONDENSATE	
COMPRESSED AIR		BOILER BLOWDOWN	
VACUUM		MAKE-UP WATER	
		FIRE PROTECTION	

VALVE AND PIPE FITTING SYMBOLS

DESCRIPTION	TAG	SYMBOL	DESCRIPTION	SYMBOL
BALL	BA		PIPE DROP	
BUTTERFLY	BU		PIPE RISER	
PRESSURE REDUCING	PRV		PIPE TEE DOWN	
T&P SAFETY	SF		FLOOR DRAIN	
REDUCED PRESSURE BFP			FUNNEL FLOOR DRAIN	
			HUB DRAIN	
			ROOF DRAIN	
			UNION	
			FLANGE	
			CLEANOUT	
			FLOOR CLEANOUT	
			REDUCER	
			FLEX CONNECTION	
			STRAINER	
			CAP	
			FLOW DIRECTION	
			AUTOMATIC AIR VENT	
			MANUAL AIR VENT	
			PRESSURE GAUGE	
			THERMOMETER W/ WELL	

DUCTWORK SYMBOLS

DESCRIPTION	UP	DOWN	DAMPERS	SYMBOL
ROUND DUCT			FIRE DAMPER	
SUPPLY AIR			BALANCING DAMPER	
RETURN AIR			BACKDRAFT DAMPER	
EXHAUST AIR			MOTORIZED DAMPER	
AIR FLOW DIRECTION			FLEXIBLE DUCTWORK	
			ACOUSTICALLY LINED DUCTWORK	



NO.	REVISIONS	DATE	BY
0	ISSUED FOR TENDER	03/12/12	DL

DESIGNED BY	CHECKED BY
JDB	LMA
DRAWN BY	APPROVED BY
DC	D.T.

HOR. SCALE:	VERTICAL SCALE:
NTS	

RELEASED FOR CONSTRUCTION BY:	CONSULTANT DRAWING NO.
	63672-C5-M01

THE CITY OF WINNIPEG
 Winnipeg WATER AND WASTE DEPARTMENT

DEACON ULTRAVIOLET (UV) LIGHT DISINFECTION PROJECT

MECHANICAL - HVAC UPGRADE LEGENDS AND ABBREVIATIONS

CITY FILE NUMBER: SHEET 1 OF 7
 CITY DRAWING NUMBER: D-8419