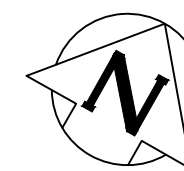


NOTE: CHAINAGES SHOWN ARE ALONG S. R. OF HAZELWOOD



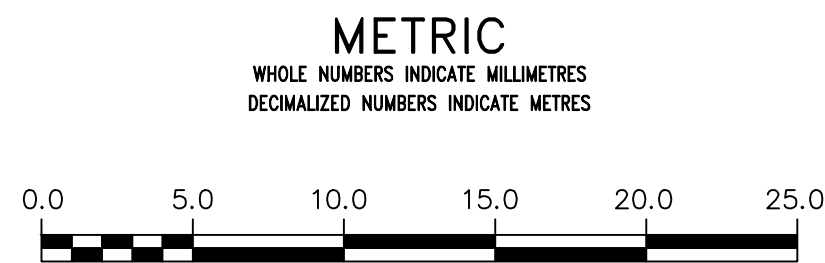
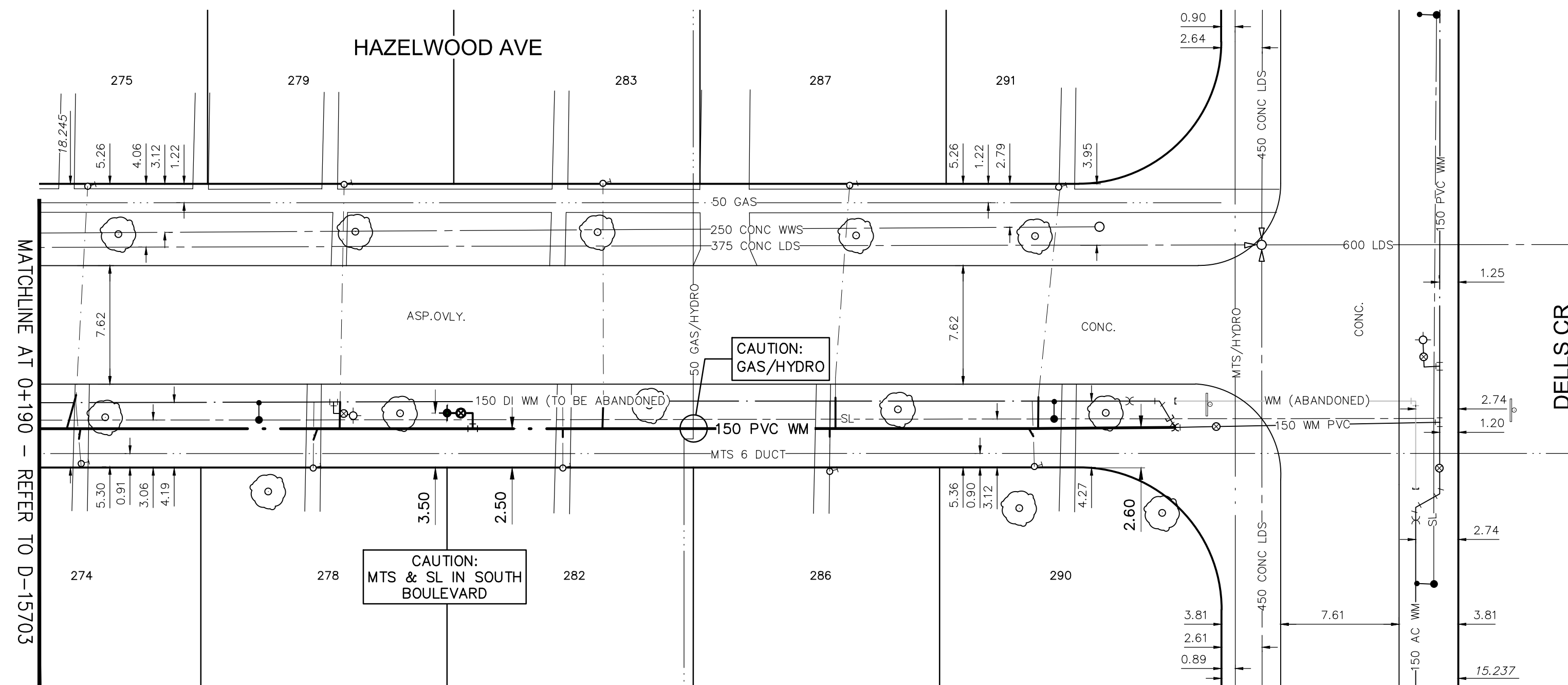
WATER SERVICE INFORMATION

ADDRESS	SIZE (mm) MATERIAL (STREET)	SIZE (mm) MATERIAL (PROP.)	SHORT & LONG MEASUREMENT	CORP. LOCATION	REMARKS
274 HAZELWOOD AVE	20 mm	20 mm CU	5.2 m W E BL		RECONNECT
275 HAZELWOOD AVE	20 mm	20 mm CU	4.3 m W E BL		RECONNECT
278 HAZELWOOD AVE	20 mm	20 mm CU	5.5 m E W BL	0.3 m E CS	RECONNECT
279 HAZELWOOD AVE	20 mm	20 mm CU	5.8 m E W BL		RECONNECT
282 HAZELWOOD AVE	20 mm	20 mm CU	5.2 m E W BL		RECONNECT
283 HAZELWOOD AVE	20 mm	20 mm CU	3 m W E BL		RECONNECT
286 HAZELWOOD AVE	20 mm	20 mm CU	3.7 m W E BL		RECONNECT
287 HAZELWOOD AVE	20 mm	20 mm CU	5.8 m E W BL	OPP CS	REVERSE TAP, RECONNECT
290 HAZELWOOD AVE	20 mm	20 mm CU	4.5 m E W BL	OPP CS	RECONNECT
291 HAZELWOOD AVE	20 mm	20 mm CU	12.5m W/WL DELLS CR		RECONNECT
291 HAZELWOOD AVE	20 mm	20 mm CU	5.5 m E W BL	0.9 m W SC	REVERSE TAP, RECONNECT

\* SERVICES TO BE RENEWED TO R. ALL OTHERS TO BE RECONNECTED

NOTE: LOCATION OF WATER SERVICES SHOWN ON DRAWINGS ARE APPROXIMATE. THE CONTRACTOR SHALL FIELD LOCATE ALL WATER SERVICES PRIOR TO CONSTRUCTION.

ALL VALVES ARE CLOCKWISE TO CLOSE (BLACK OPERATING NUT)



ENGINEERS GEOSCIENTISTS MANITOBA  
 Certificate of Authorization  
 AECOM Canada Ltd.  
 No. 4671 Date *April 13/20*  
 REFER TO DRAWING D-15700 FOR CONSTRUCTION NOTES

**WARNING**  
 IF POWER EQUIPMENT OR EXPLOSIVES ARE TO BE USED FOR EXCAVATION ON THIS PROJECT THE CONTRACTOR MUST:  
 1) NOTIFY THE GAS COMPANY OF THE PROPOSED LOCATION OF EXCAVATION.  
 2) TAKE PRECAUTION TO AVOID DAMAGE TO GAS COMPANY INSTALLATIONS.  
 SEE PROVINCIAL REGULATION 210/72 FOR DETAILS

**LOCATION APPROVED UNDERGROUND STRUCTURES**  
 SUPV. U/G STRUCTURES COMMITTEE DATE  
 NOTE:  
 LOCATION OF UNDERGROUND STRUCTURES AS SHOWN ARE BASED ON THE BEST INFORMATION AVAILABLE BUT NO GUARANTEE IS GIVEN THAT ALL EXISTING UTILITIES ARE SHOWN OR THAT THE GIVEN LOCATIONS ARE EXACT. CONFIRMATION OF EXISTENCE AND EXACT LOCATION OF ALL SERVICES MUST BE OBTAINED FROM THE INDIVIDUAL UTILITIES BEFORE PROCEEDING WITH CONSTRUCTION.

B.M. 27-030 ELEV. 231.587 m	88x523 - N.W. Cor. Ashworth St. & Novovista Dr., Tbit. on top of 0.005 m sq. x 2.4 m iron tube 6.2 m S. of N.L. Novovista Dr. & on W.L. of Ashworth St.		
NO.	REVISIONS	DATE	BY
O	ISSUED FOR TENDER	20/04/03	GSK
B	ISSUED FOR REVIEW	20/03/18	GSK
A	PRELIMINARY	20/02/13	GSK

**AECOM**

DESIGNED BY	JP	CHECKED BY	GSK
DRAWN BY	JP	APPROVED BY	
SCALE:	HORIZONTAL 1:250	VERTICAL 1:50	
DATE	2020/04/03	DATE	

ENGINEER'S SEAL  
 PROVINCE OF MANITOBA  
 K.W. FITCHETT  
 REGISTERED PROFESSIONAL ENGINEER  
 CONSULTANT DRAWING NUMBER  
 C-0004

THE CITY OF WINNIPEG  
 WATER AND WASTE DEPARTMENT  
 ENGINEERING DIVISION  
 2020 WATER MAIN RENEWALS CONTRACT 6  
 HAZELWOOD AVENUE  
 70m E OF WAKOPA STREET TO DELLS CRESCENT  
 SHEET 6 OF 13  
 CITY DRAWING NUMBER  
 D-15704