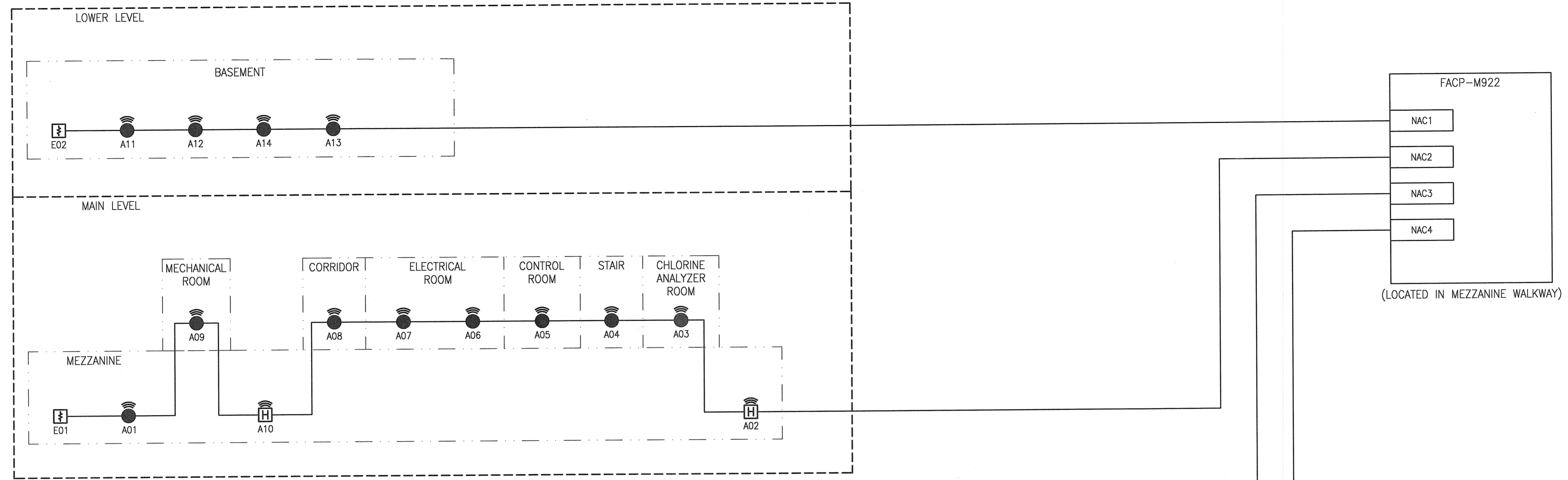


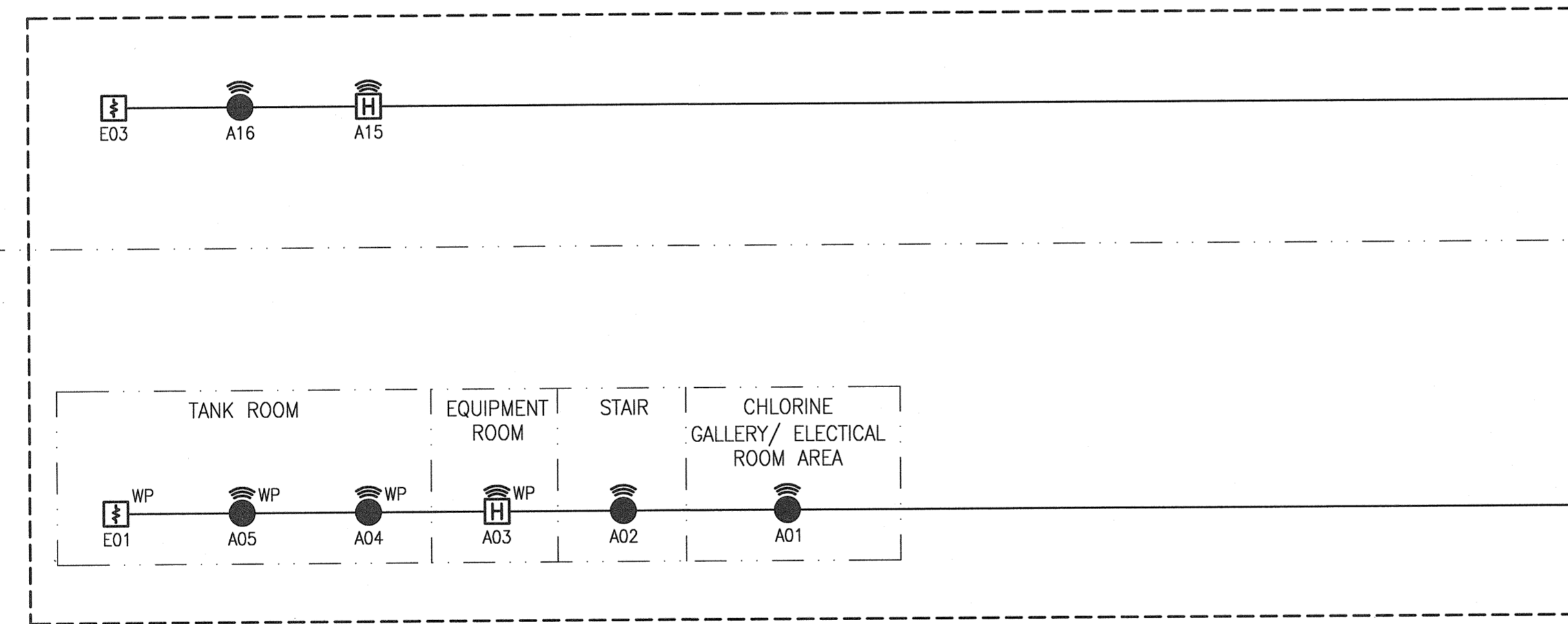
PUMPHOUSE

(PROCESS AREA IDENTIFIER : M)



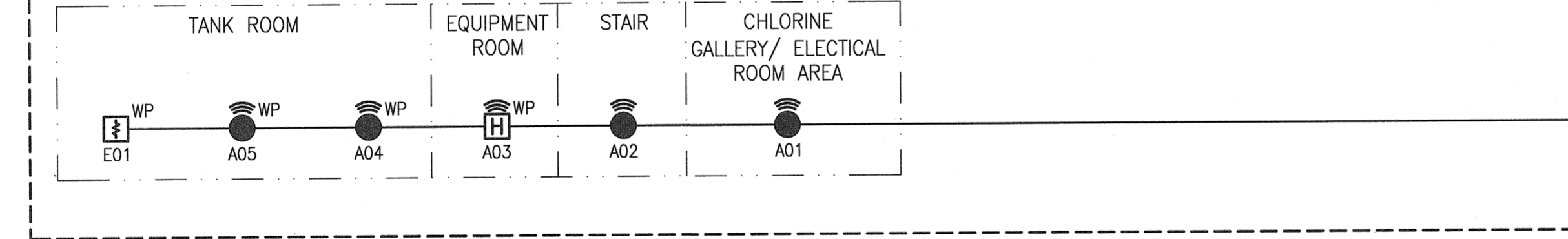
SERVICE TUNNEL

(PROCESS AREA IDENTIFIER : M)



CHLORINE BUILDING AND GALLERY

(PROCESS AREA IDENTIFIER : C)



GENERAL NOTES:


1. ALL DEVICES AND WIRING SHOWN ARE NEW AND ARE TO BE PROVIDED BY THE ELECTRICAL CONTRACTOR. PROVIDE FIRE ALARM PROGRAMMING (FROM A CERTIFIED ALARM TECHNICIAN) FOR A FULLY FUNCTIONAL FIRE ALARM SYSTEM.
2. DEVICE TAGS ARE SHOWN IN SHORTHAND NOTATION. FULL DEVICE TAG FORMAT IS FAS-X-YYY, WHERE X IS THE PROCESS IDENTIFIER AND YYY IS THE DEVICE IDENTIFIER. EG. DETECTOR A01 IN THE MAIN PUMPHOUSE WILL BE DESIGNATED FAS-M-A01.
3. INSTALL AS PER CEC REQUIREMENTS.
4. ALL DEVICES ARE CONNECTED TO FIRE ALARM PANEL FACP-M922 LOCATED ON MAIN LEVEL.
5. UTILIZE A MINIMUM WIRE SIZE FOR NOTIFICATION APPLIANCE CIRCUITS (NAC) CIRCUITS OF 12 AWG, OR LARGER AS REQUIRED.

1-0640C-E0010	FIRE ALARM, CHLORINE BLDG, GROUND LVL & SERVICE TUNNEL
1-0640C-E0009	FIRE ALARM, CHLORINE BLDG, GRND LVL & SERV. TUNNEL - DEMO
1-0640M-E0057	ELECTRICAL FIRE ALARM, LEGEND AND DETAILS
1-0640M-E0055	FIRE ALARM RISER - DETECTION
1-0640M-E0054	FIRE ALARM, PUMPHOUSE MEZZANINE LEVEL
1-0640M-E0053	FIRE ALARM, PUMPHOUSE LOWER LEVEL
1-0640M-E0052	FIRE ALARM PLAN MEZZANINE LEVEL, DEMOLITION
1-0640M-E0051	FIRE ALARM PLAN PUMPHOUSE LOWER LEVEL - DEMOLITION
DRAWING NUMBER	REFERENCE DRAWINGS



00	ISSUED FOR TENDER AND CONSTRUCTION	2019/10/18	VE	KS
NO.	REVISIONS	DATE	DESIGN	CHECK

DESIGNED BY:	V. ELIMBAN
DRAWN BY:	J. GRACASIN
SCALE:	NTS
DATE:	2019/07/12
SNC-LAVALIN INC. 148 Nature Park Way Winnipeg, MB, Canada R3P 0X7 204-786-8080	
CHECKED BY:	K. SAPIAK
APPROVED BY:	D. BECKER
ISSUED FOR CONSTRUCTION BY:	A. WEISS
DATE:	2019/10/18
CONSULTANT NO.:	



THE CITY OF WINNIPEG WATER AND WASTE DEPARTMENT	
MCPHILLIPS PUMPING STATION ELECTRICAL AND HVAC UPGRADES, MCC REPLACEMENT ELECTRICAL FIRE ALARM RISER DIAGRAM NOTIFICATION CIRCUITS	
CITY DRAWING NUMBER	1-0640M-E0056
SHEET	001
REV.	00
SIZE	A1