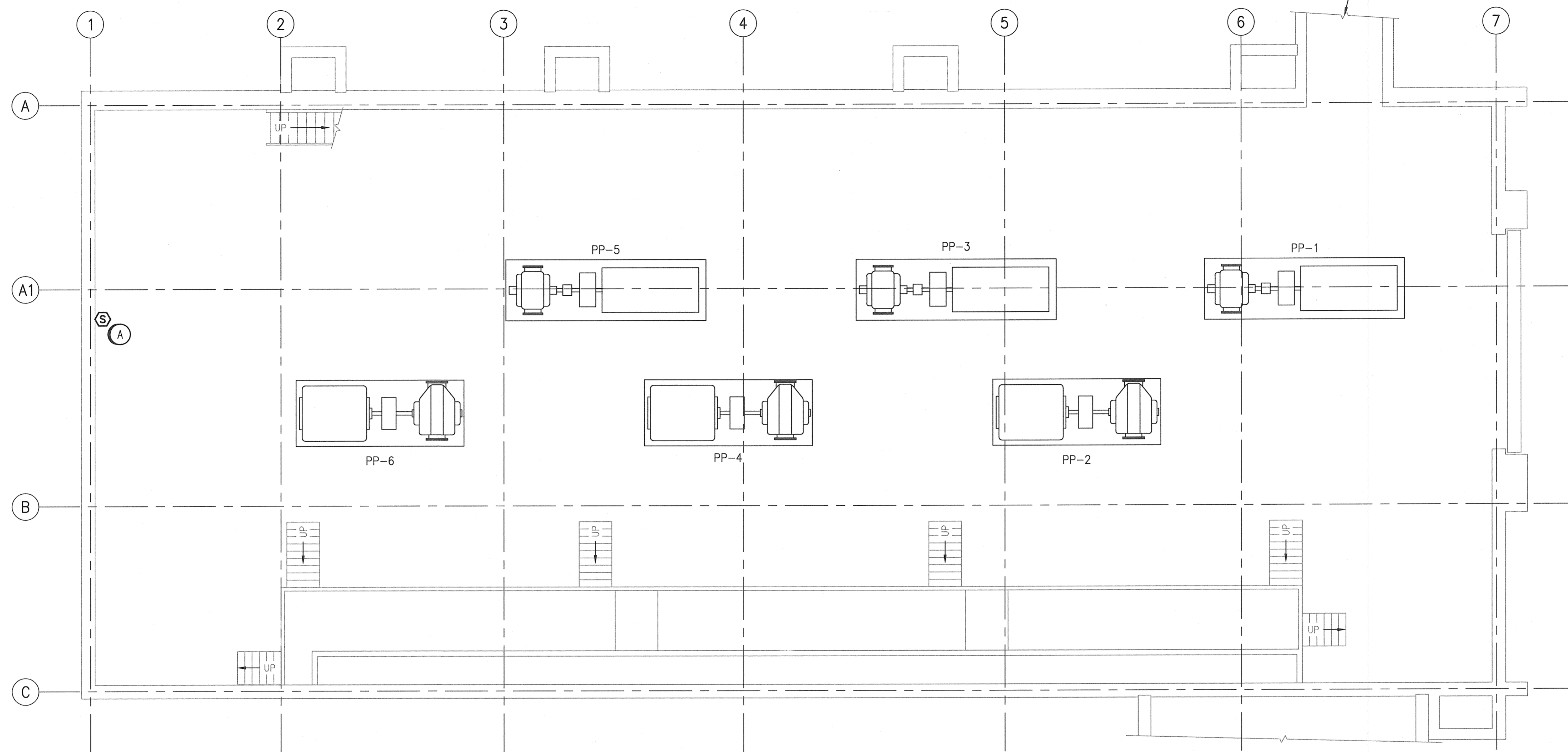
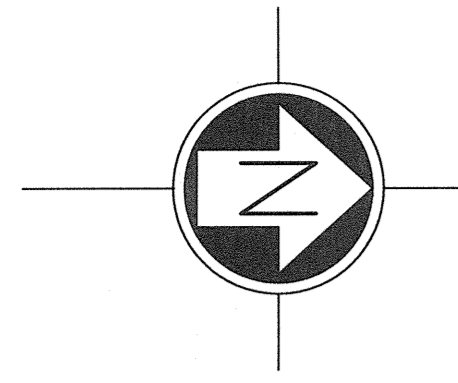


A1 SIZE - 594mm x 841mm



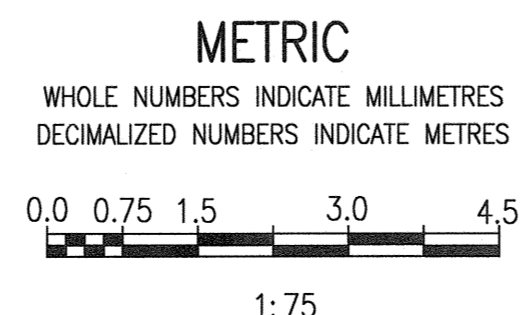
PUMPING STATION - LOWER LEVEL
SCALE: 1 : 75

GENERAL NOTES:

1. THE CONTRACTOR IS RESPONSIBLE TO REMOVE ALL EQUIPMENT ASSOCIATED WITH THE EXISTING FIRE ALARM SYSTEM. NOT ALL EQUIPMENT/DEVICES/WIRING ARE SHOWN.
2. EXISTING FIRE ALARM TO BE REMOVED AFTER NEW SYSTEM IS INSTALLED IN ORDER TO MAINTAIN FIRE ALARM PROTECTION IN THE BUILDING.
3. REFER TO ASBESTOS REPORTS IN APPENDIX B. ASBESTOS IS PRESENT IN AND/OR PRESUMED TO BE PRESENT IN (BUT NOT LIMITED TO) THE FOLLOWING:
 - PIPING : RAIN WATER LEADER (SWEAT WRAP PIPE INSULATION & PARING OVER FIBREGLASS)
DOMESTIC WATER HOT/COLD (PARING OVER FIBREGLASS)
CHILLED WATER SUPPLY/RETURN (PARING CEMENT)
 - FLOOR : PLASTER (CERAMIC TILES)
ADHESIVE/MASTIC (CERAMIC TILES)
 - DUCT : GENERATOR EXHAUST (MAGNESIA BLOCK)
FRESH AIR INTAKE (SWEAT WRAP PIPE INSULATION & PARING OVER FIBREGLASS)

DEMOLITION NOTES:

- (A) DEMOLISH EXISTING SMOKE DETECTOR AND ASSOCIATED WIRING/CONDUIT.




NO.	REVISIONS	DATE	DESIGN	CHECK
00	ISSUED FOR TENDER AND CONSTRUCTION	2019/10/18	VE	KS

SNC-LAVALIN

DESIGNED BY: V. ELIMBAN
DRAWN BY: J. GRACASIN
SCALE: 1 : 75
DATE: 2019/07/10
CONSULTANT NO.:

CHECKED BY: K. SAPIAK
APPROVED BY: D. BECKER
ISSUED FOR CONSTRUCTION BY: A. WEISS
DATE: 2019/10/18



THE CITY OF WINNIPEG
WATER AND WASTE DEPARTMENT

MCPHILLIPS PUMPING STATION
ELECTRICAL AND HVAC UPGRADES, MCC REPLACEMENT
ELECTRICAL FIRE ALARM PLAN
PUMPHOUSE LOWER LEVEL
DEMOLITION

CITY DRAWING NUMBER: 1-0640M-E0051
SHEET: 001
REV: 00
SIZE: A1

1-0640M-E0057 001	ELECTRICAL FIRE ALARM, LEGEND AND DETAILS
DRAWING NUMBER	REFERENCE DRAWINGS

LAST SAVE: 2019/10/30 - 11:54am
PATH: M:\65172\ENG\7ELE\DD - General DWG\1-0640M-E0051-001-00.dwg