



SGR-M1 PLAN VIEW

CONSTRUCTION NOTES:


- ① REPLACE EXISTING CABLE FROM 5kV PUMP BREAKER TO PRIMARY SIDE OF 4160:120V CONTROL POWER TRANSFORMER IN SWITCHGEAR CELL FOR PUMPS PP-2, PP-4 AND PP-6. REPLACE CABLE WITH NEW 5kV, 133% RATED 6 AWG CABLE. PROVIDE SPACERS BETWEEN CABLE AND SWITCHGEAR ENCLOSURE WHEN ROUTING.
- ② REPLACE EXISTING ANTI-PUMP RELAY ASSOCIATED WITH 5kV SWITCHGEAR MAIN BREAKER CONTROL CIRCUIT. REWIRE AS PER EXISTING CONFIGURATION. EXISTING RELAY IS A WESTINGHOUSE TYPE Z, STYLE 133A595G04.



DETAIL 1
SCALE: N.T.S.



DETAIL 2
SCALE: N.T.S.




ANTI-PUMP RELAY ②

DETAIL 3
SCALE: N.T.S.

1-0640M-E0016	CONTROL SCHEMATIC, 4160V MAIN BREAKER
1-0640M-E0002	ELECTRICAL SINGLE LINE DIAGRAM 4160V DISTRIBUTION
DRAWING NUMBER	REFERENCE DRAWINGS



		SNC-LAVALIN INC. 148 Nature Park Way Winnipeg, MB, Canada R3P 0X7 204-786-8080	
DESIGNED BY:	V. ELIMBAN	CHECKED BY:	K. SAPIAK
DRAWN BY:	J. GRAGASIN	APPROVED BY:	D. BECKER
SCALE:	NTS	ISSUED FOR CONSTRUCTION	DATE: 2019/07/19
DATE:	2020/01/06	BY:	A. WEISS
ISSUED FOR TENDER AND CONSTRUCTION	2019/10/18	DATE:	2019/10/18
NO. REVISIONS	DATE	DESIGN	CHECK



THE CITY OF WINNIPEG WATER AND WASTE DEPARTMENT	
MCPHILLIPS PUMPING STATION ELECTRICAL AND HVAC UPGRADES, MCC REPLACEMENT SWITCHGEAR SGR-M1 DETAILS	
CITY DRAWING NUMBER	1-0640M-E0058
SHEET	001
REV.	01
SIZE	A1