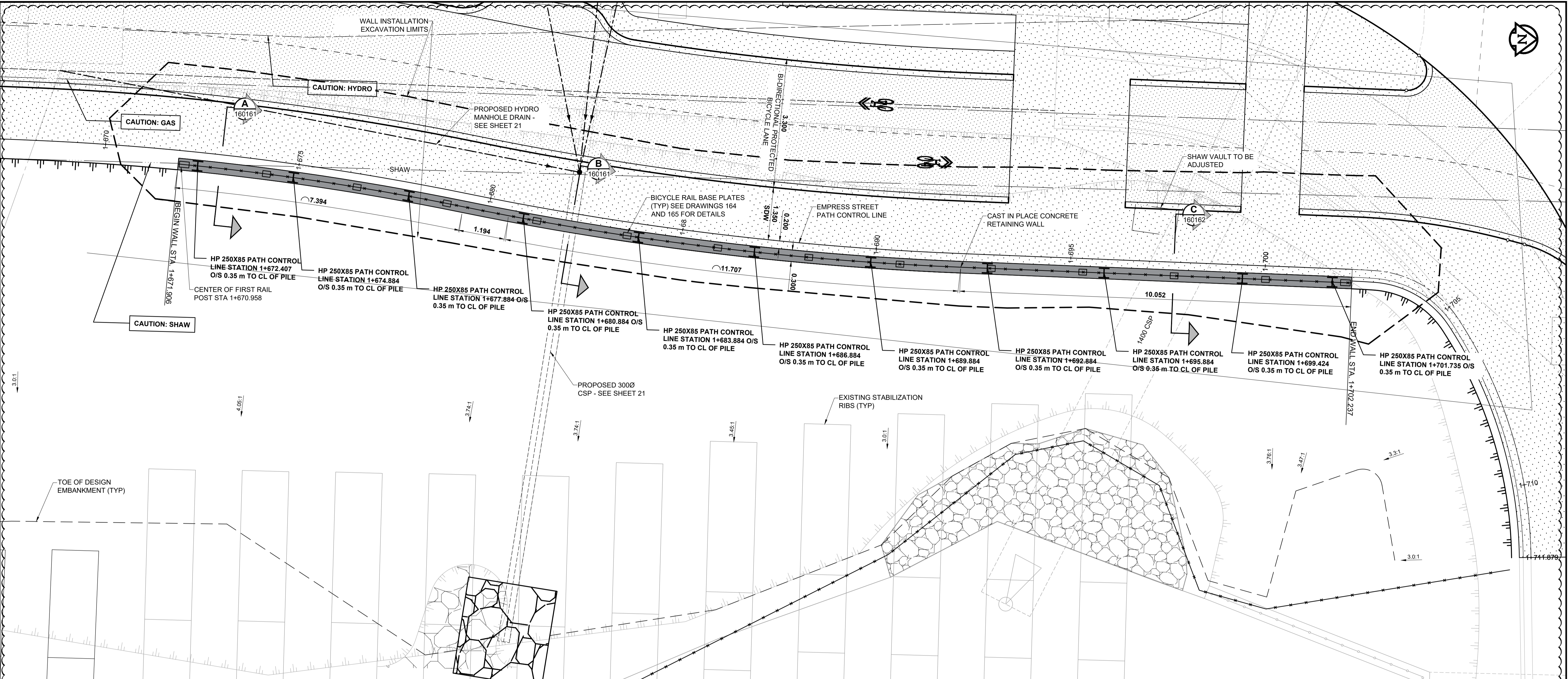



ISO A1 - 594mm x 841mm
 C:\Winnipeg\Proj\16030344 - Design\1. Drawings\05 Sheets\Detailed Design\Sheet\RetainingWall\16030344 - Empress - CD - S.H.Hershfield - Mail.dwg - Last Saved: 06/25/2016 1:07 AM by: Thisblack - Printed: 06/25/2016 1:14 PM by: Alex.Hagerman



PLAN VIEW
SCALE 1:50



CENTERLINE WALL PROFILE
SCALE 1:50


ENGINEERS
GEOSCIENTISTS
MANITOBA
 Certificate of Authorization
MORRISON HERSHFIELD
 No. 1736

METRIC
 WHOLE NUMBERS INDICATE MILLIMETRES
 DECIMALIZED NUMBERS INDICATE METRES

LOCATION APPROVED
UNDERGROUND STRUCTURES
 SUPR. U/G STRUCTURES COMMITTEE DATE _____
NOTE:
 LOCATION OF UNDERGROUND STRUCTURES AS SHOWN ARE BASED ON THE BEST INFORMATION AVAILABLE BUT NO GUARANTEE IS GIVEN THAT ALL EXISTING UTILITIES ARE SHOWN OR THAT THE GIVEN LOCATIONS ARE EXACT. CONFIRMATION OF EXISTENCE AND EXACT LOCATION OF ALL SERVICES MUST BE OBTAINED FROM THE INDIVIDUAL UTILITIES BEFORE PROCEEDING WITH CONSTRUCTION.

No.	REVISIONS	DATE	BY
D	ISSUED FOR ADDENDUM 1	18/10/05	BAP
C	ISSUED FOR TENDER	18/09/04	BAP
B	ISSUED FOR 95% DESIGN REVIEW	18/08/07	BAP
A	ISSUED FOR 50% DESIGN REVIEW	18/06/28	BAP

DESIGNED BY	AF	CHECKED BY	BAP
DRAWN BY	TN	APPROVED BY	BAP
HOR SCALE	AS SHOWN	RELEASED FOR CONSTRUCTION	N/A
VERT SCALE	AS SHOWN		
DATE		DATE	



THE CITY OF WINNIPEG
PUBLIC WORKS DEPARTMENT
ENGINEERING DIVISION

EMPRESS STREET PROJECT
EMPRESS STREET RETAINING WALL
GENERAL ARRANGEMENT

CITY DRAWING NUMBER
 P-3494-160
 SHEET 160 OF 169
 DRAWING No. REV
 160 D

BID OPPORTUNITY No. 602-2014