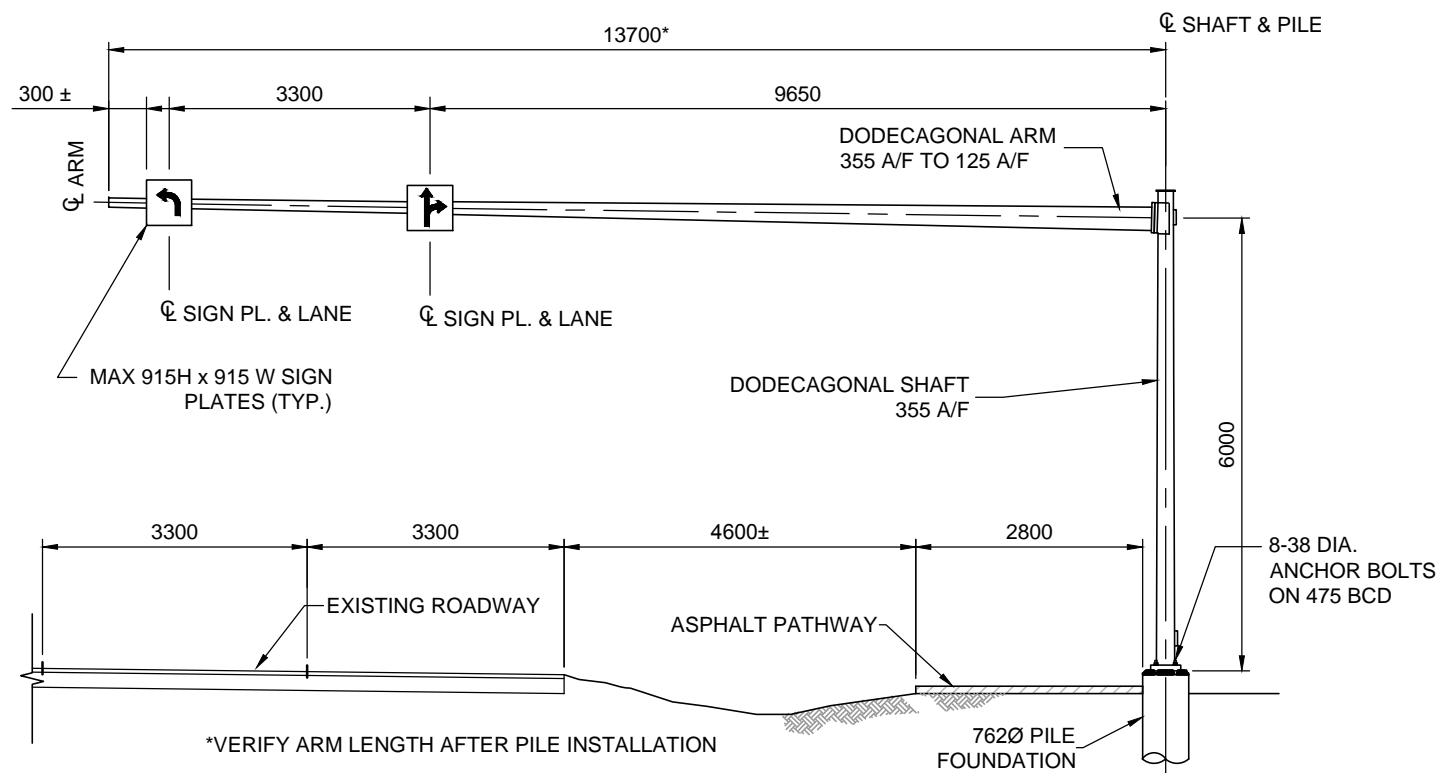


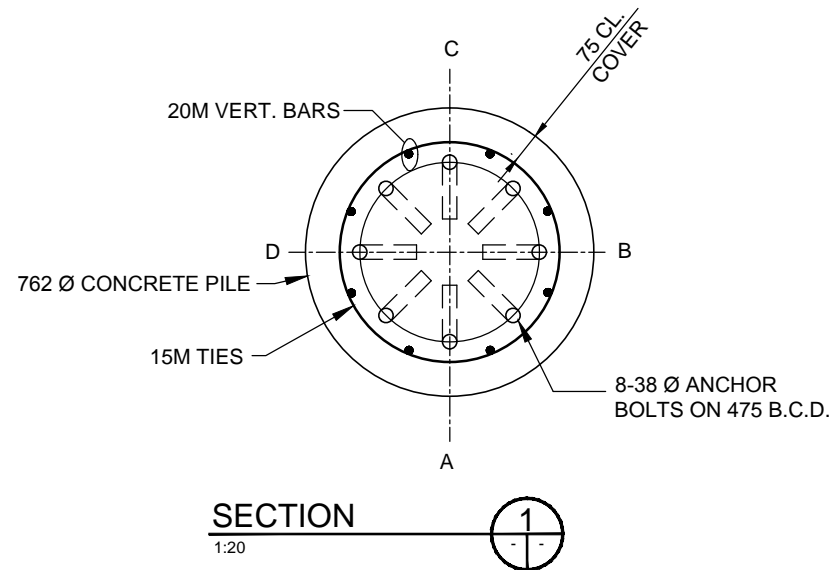
**SITE PLAN**  
NTS



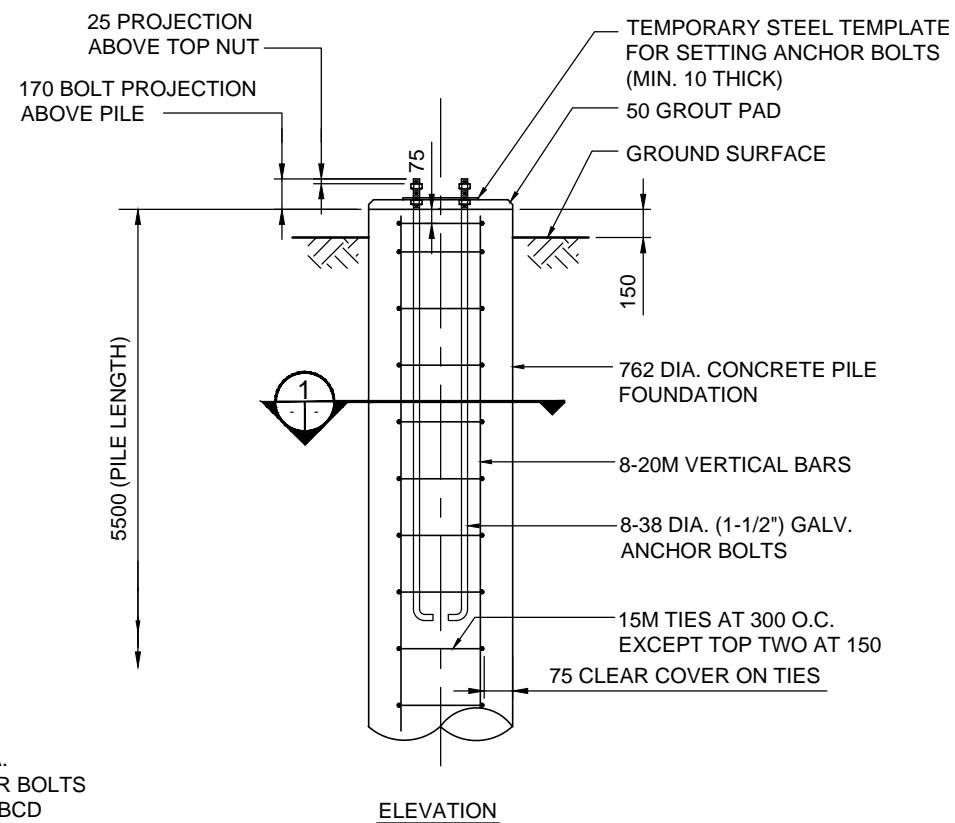
**SITE ELEVATION - LOOKING SOUTH**  
1: 100 OVERHEAD SIGN SUPPORT STRUCTURE NO. S501

**NOTICE:**  
THE EXISTENCE, LOCATION AND ELEVATION OF UTILITIES AND/OR CONCEALED STRUCTURES AT THE PROJECT SITE ARE NOT GUARANTEED BY DILLON CONSULTING LTD.

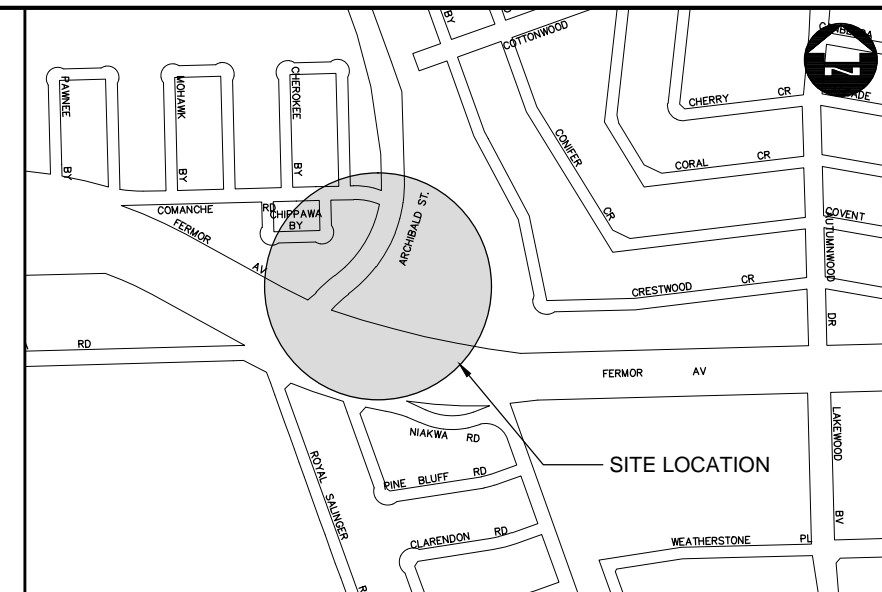
THE CONTRACTOR IS RESPONSIBLE FOR DETERMINING THE EXISTENCE, LOCATION AND ELEVATION OF ALL SUCH UTILITIES AND/OR STRUCTURES AND IS RESPONSIBLE FOR NOTIFYING THE APPROPRIATE COMPANY, DEPARTMENT OR PERSON(S) OF ITS INTENTION TO CARRY OUT ITS OPERATIONS.



**SECTION**  
1:20



**CONCRETE PILE FOUNDATION DETAIL**  
SCALE 1:40



**LOCATION MAP**

**PILE CONSTRUCTION NOTES**

1. **EXCAVATION**
  - CONTRACTOR SHALL EXCAVATE USING HYDRO JET.
2. **REINFORCING STEEL**
  - CSA G30.18 GR. 400W
  - VERTICAL BARS FULL LENGTH OF PILE
  - HOT DIP GALVANIZED
3. **ANCHOR BOLTS**
  - ASTM F1554 GR. 380 MPa
  - 8-38 (1-1/2") DIA. x 1500 LONG + 150 HOOK
  - EACH BOLT C/W 2 NUTS & 2 WASHERS
  - TOP 300 THREADED
  - HOT DIP GALVANIZED FULL LENGTH
  - BCD = BOLT CIRCLE DIAMETER TO CENTRE OF BOLT GROUP
4. ANCHOR BOLTS SHALL BE ALIGNED WITH A TEMPORARY STEEL TEMPLATE. PLACEMENT OF ANCHOR BOLTS AND CONCRETE WITHOUT THE TEMPLATE WILL NOT BE PERMITTED.
5. TOP 1.5 m OF PILE SHALL BE FORMED WITH A TUBULAR FORM (SONOTUBE).
6. CONTRACTOR SHALL REMOVE THE A/BOLT SETTING TEMPLATE, NUTS AND FORM, FOLLOWING A MINIMUM 24 HOUR CONCRETE CURING PERIOD.
7. **CONCRETE MIX DESIGN**
  - PROPORTIONING OF FINE AGGREGATE, COARSE AGGREGATE, CEMENT, WATER, AND AIR ENTRAINING AGENT SHALL BE SUCH AS YIELD CONCRETE HAVING THE REQUIRED STRENGTH AND WORKABILITY AS FOLLOWS:
    - i) CLASS OF EXPOSURE: S-1
    - ii) MINIMUM COMPRESSIVE STRENGTH AT 56 DAYS = 35 MPa
    - iii) MAXIMUM WATER/CEMENT RATIO = 0.40
    - iv) AIR CONTENT: CATEGORY 2 PER TABLE 4 OF CSA A23.1-04 (4-7%)
    - v) CEMENT AS SPECIFIED IN THE SPECIFICATIONS

**METRIC**

WHOLE NUMBERS INDICATE MILLIMETRES  
DECIMALIZED NUMBERS INDICATE METRES

B.M. ELEV.	DESIGNED BY CDW		ENGINEER'S SEAL		
	DRAWN BY JLD				
	CHECKED BY SSR				
	APPROVED BY				
2 ISSUED FOR ADDENDUM 1 09/13/12 CDW	HOR. SCALE NTS	RELEASED FOR CONSTRUCTION	CONSULTANT PROJECT NO. 12-6533	STEEL OVERHEAD SIGN SUPPORT STRUCTURES - 2012 MAINTENANCE WORKS S501 ARCHIBALD STREET S/B NORTH OF FERMOR AVENUE	
1 ISSUED FOR TENDER 09/12/12 CDW	VERTICAL SCALE NTS	ORIGINAL SIGNED BY B.A. NEIRINCK			CITY DRAWING NUMBER OHSS-12-04 SHEET 04 OF 07 CONSULTANT DRAWING NUMBER
NO. REVISIONS	DATE	BY	DATE	09/12/12	DATE 09/12/12