
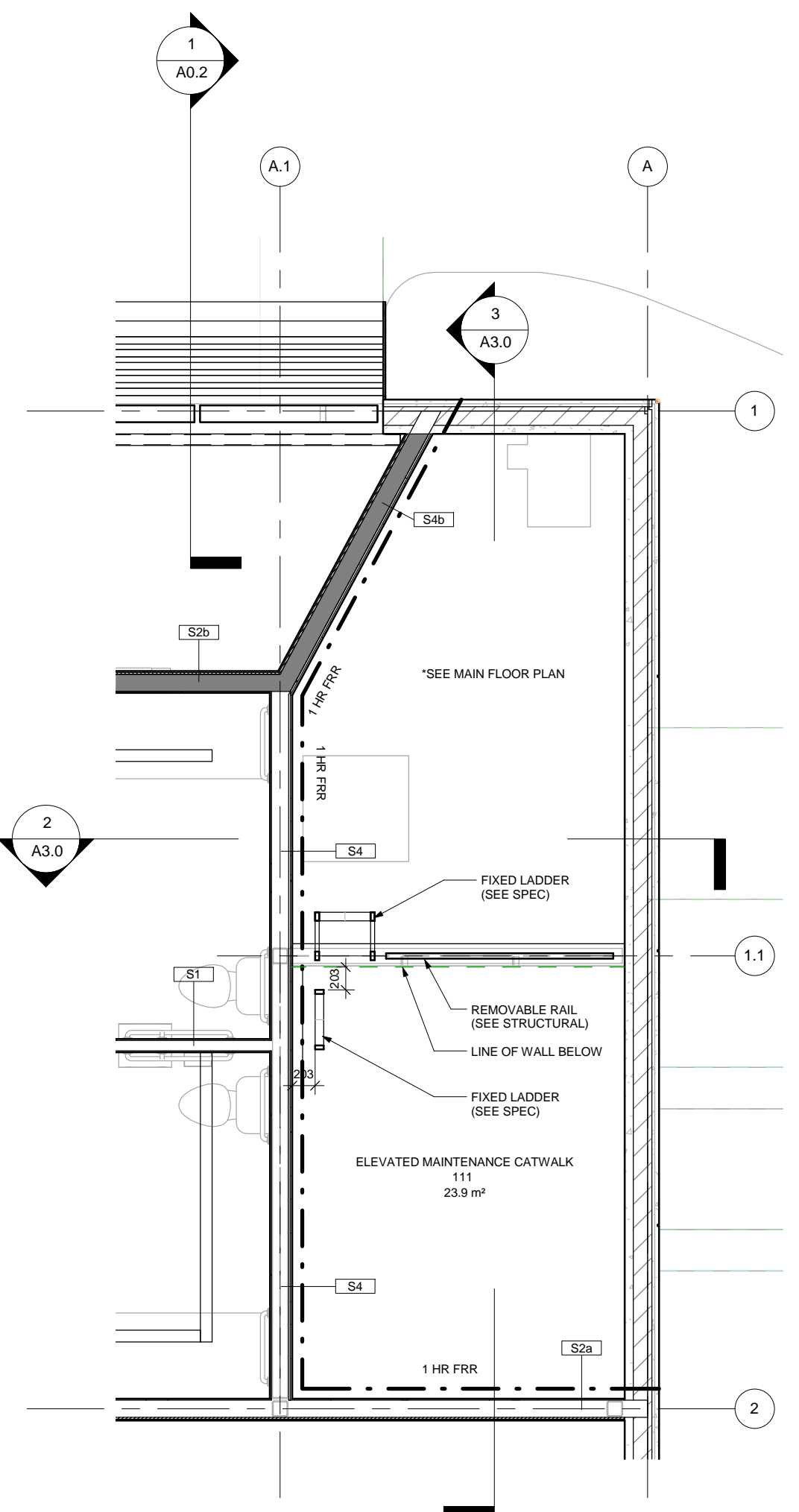


1 MAIN FLOOR PLAN  
A1.1 1:50

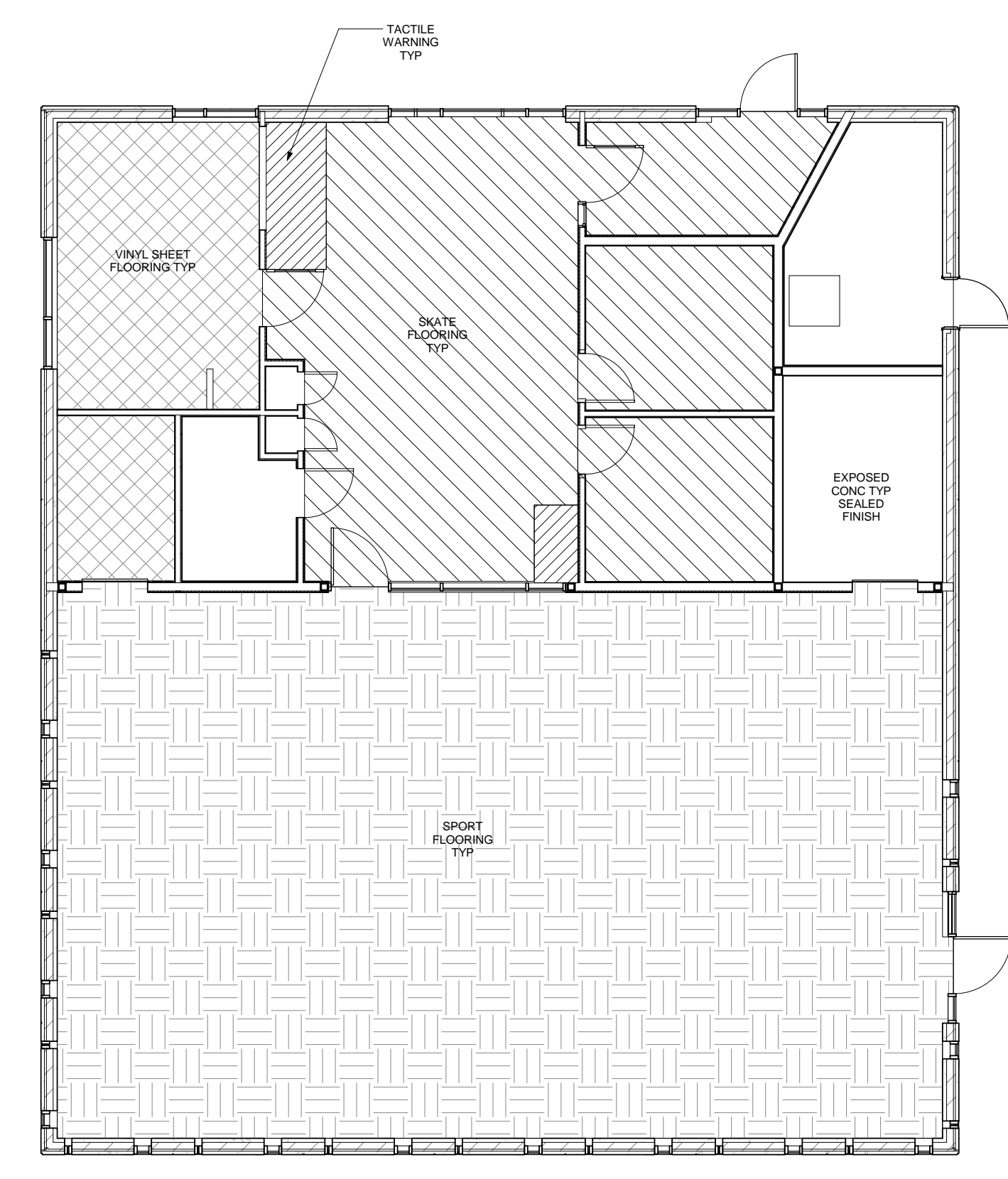


PROJECT NORTH

NOTES:  
• SEE ELECTRICAL FOR RECEPTACLE, SWITCH, AND VOICEDATA LOCATIONS



2 ELEVATED MAINTENANCE CATWALK  
1:50



3 FLOORING PLAN  
1:100

\*SEE ROOM A7.0 ROOM FINISH SCHEDULE

EXTERIOR WALL TYPES

- E1**  
PRECAST PANEL  
- 63/12" CONCRETE EXTERIOR WYTHE  
- 100 (4") EXTRUDED POLYSTYRENE INSULATION / CONCRETE EXTERIOR WYTHE (GRID STRUCTURE - REFER TO PRECAST MANUFACTURER)  
- 63 (2 1/2") POLYISOCYANURATE RIGID INSULATION  
- 75 (3") STRUCTURAL WYTHE (REFER TO PRECAST MANUFACTURER)
- E2**  
CURTAIN WALL GLAZING  
- CURTAIN WALL SYSTEM (REFER TO ELEVATIONS)
- E3**  
GRADE BEAM (EXTERIOR)  
- 13 (1/2") CEMENT PARGING W/ METAL LATH  
- 13 (1/2") CEMENT BOARD  
- 51 (2") EXTRUDED POLYSTYRENE INSULATION  
- 2 COATS DAMP-PROOFING MEMBRANE  
- CONCRETE GRADE BEAM (REFER TO STRUCTURAL FOR SIZE AND REINFORCING)
- E3a**  
GRADE BEAM (INTERIOR)  
- CONCRETE GRADE BEAM (REFER TO STRUCTURAL FOR SIZE AND REINFORCING)

INTERIOR WALL TYPES

- S1**  
- ALL INTERIOR WALLS TYPE S1 UNLESS TAGGED OTHERWISE  
- ALL FIRE RATED WALLS TO EXTEND TO UNDERSIDE OF ROOF DECK  
- 13 (1/2") IMPACT RESISTANT GYPSUM BOARD  
- 92 (3/8") STEEL STUDS @ 400 (16") O.C.  
- 13 (1/2") IMPACT RESISTANT GYPSUM BOARD
- S1a**  
- SAME AS S1  
- w/ 18 (5/8") PLYWOOD ONE SIDE (FILL CAVITY W/ ACOUSTIC BATT INSULATION)
- S1b**  
- SAME AS S1  
- w/ 18 (5/8") PLYWOOD BOTH SIDES (FILL CAVITY W/ THERMAL BATT INSULATION)
- S2**  
- 13 (1/2") IMPACT RESISTANT GYPSUM BOARD  
- 152 (6") STEEL STUDS @ 400 (16") O.C.  
- 13 (1/2") IMPACT RESISTANT GYPSUM BOARD
- S2a**  
- SAME AS S2  
- w/ 18 (5/8") PLYWOOD ONE SIDE
- S2b**  
- SAME AS S2  
- w/ 18 (5/8") PLYWOOD ONE SIDE (FILL CAVITY W/ THERMAL BATT INSULATION)
- S2c**  
- SAME AS S2  
- w/ 18 (5/8") PLYWOOD BOTH SIDES
- S3 (FIRE RATED)**  
- 13 (1/2") IMPACT RESISTANT GYPSUM BOARD  
- 92 (3/8") STEEL STUDS @ 400 (16") O.C.  
- 18 (5/8") IMPACT RESISTANT TYPE-X GYPSUM BOARD  
- 16 (5/8") IMPACT RESISTANT TYPE-X GYPSUM BOARD
- S4 (FIRE RATED)**  
- 13 (1/2") IMPACT RESISTANT GYPSUM BOARD  
- 152 (6") STEEL STUDS @ 400 (16") O.C.  
- 16 (5/8") IMPACT RESISTANT TYPE-X GYPSUM BOARD  
- 16 (5/8") IMPACT RESISTANT TYPE-X GYPSUM BOARD
- S4a (FIRE RATED)**  
- SAME AS S4  
- w/ 18 (5/8") PLYWOOD ONE SIDE
- S4b (FIRE RATED)**  
- SAME AS S4  
- w/ 18 (5/8") PLYWOOD ONE SIDE (FILL CAVITY W/ THERMAL BATT INSULATION)

FLOOR TYPES

- F1**  
- CONCRETE TOPPING/HOLLOW CORE SLAB (REFER TO STRUCTURAL FOR SIZE AND REINFORCING)
- F2**  
- COMPOSITE CONCRETE/STEEL DECK ON STEEL STRUCTURE (REFER TO STRUCTURAL)

ROOF TYPES

- R1**  
- 2-PLY SBS MODIFIED BITUMEN ROOF MEMBRANE  
- COVER BOARD  
- EXTRUDED POLYSTYRENE INSULATION (MEAN R-40)  
- AIR/VAPOR BARRIER  
- GLASS-MAT GYPSUM DECK COVERING  
- STEEL DECK ON STEEL STRUCTURE (REFER TO STRUCTURAL)

PARAPET WALL TYPES

- P1**  
PRECAST PANEL PARAPET:  
- PRECAST PANEL (E1)  
- SELF-ADHERED AIR/VAPOR BARRIER  
- 13 (1/2") GLASS FIBER REINFORCED GYPSUM BOARD  
- 88 (3 1/2") PT WOOD STUDS @ 400 (16") O.C. (FILL CAVITY W/ BATT INSULATION)  
- 13 (1/2") PT FLYWOOD  
- 2-PLY SBS MODIFIED BITUMEN ROOFING MEMBRANE
- P2**  
PRECAST PANEL PARAPET:  
- BACK-PANNELED GLASS SPANDREL PANEL (E2) (SEE ELEVATION FOR COLOUR AND LAYOUT)  
- AIR SPACE  
- SEMI-RIGID INSULATION  
- METAL BACK-PAN  
- SELF-ADHERED AIR/VAPOR BARRIER  
- 13 (1/2") GLASS FIBER REINFORCED GYPSUM BOARD  
- 88 (3 1/2") PT WOOD STUDS @ 400 (16") O.C. (FILL CAVITY W/ BATT INSULATION)  
- 13 (1/2") PT FLYWOOD  
- 2-PLY SBS MODIFIED BITUMEN ROOFING MEMBRANE



Project:  
MAYFAIR RECREATION CENTRE  
40 MAYFAIR PLACE  
Project Number: 2011.112  
Bid Opportunity Number: 556-2012

Drawing Title:  
MAIN FLOOR PLAN

#	Issue/Revision	Date
1	66% REVIEW	AUG 16 2012
2	66% REISSUE REVIEW	NOV 26 2012
3	99% REVIEW	MAR 6 2013
4	ISSUED FOR TENDER	APR 12 2013
5	ISSUED FOR ADDENDUM 3	APR 29 2013

Sheet No: **A1.1**

This drawing is property of the Architect and cannot be reproduced or used without the consent of the Architect. The Architect is responsible for checking and verifying all levels and dimensions and shall report all discrepancies to the Architect and obtain clarification prior to commencing work.