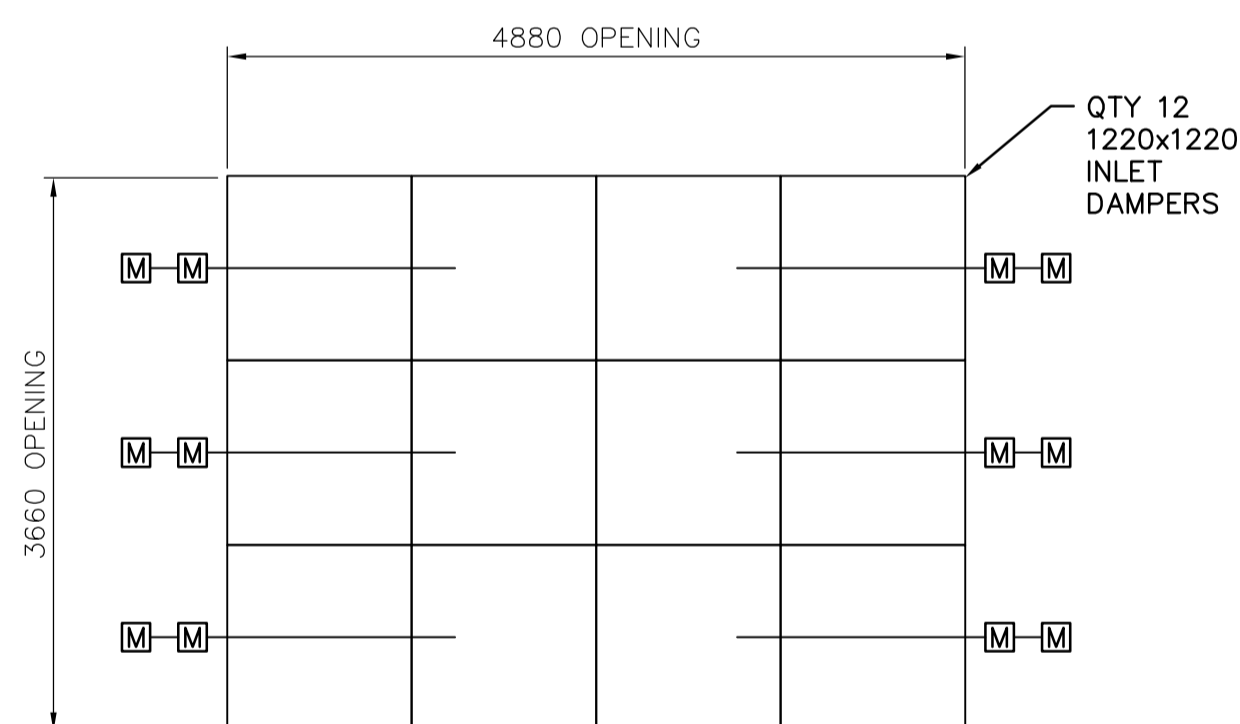
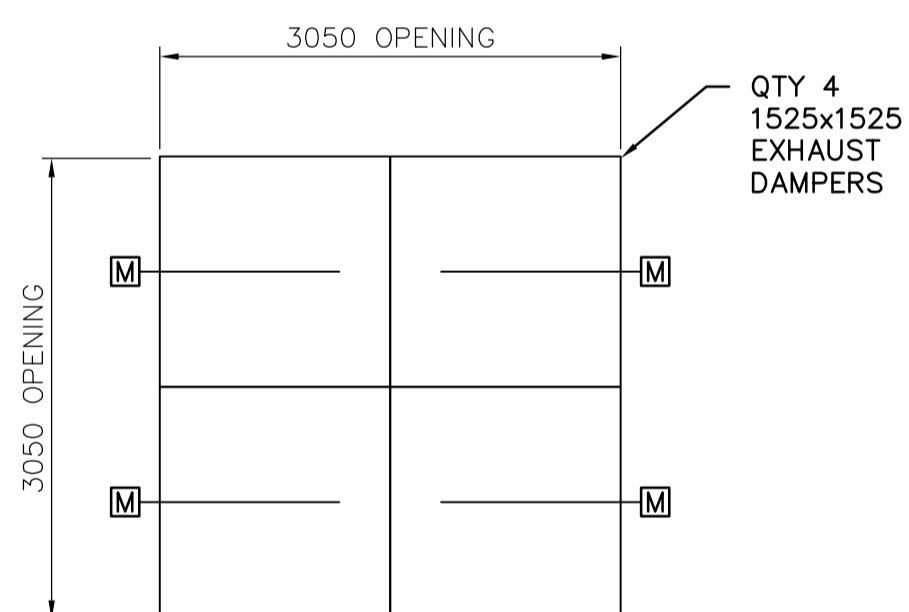


A SECTION
WG-H0120,140 1:100



C SECTION-TYPICAL FOR INLET DAMPERS
WG-H0120 1:50



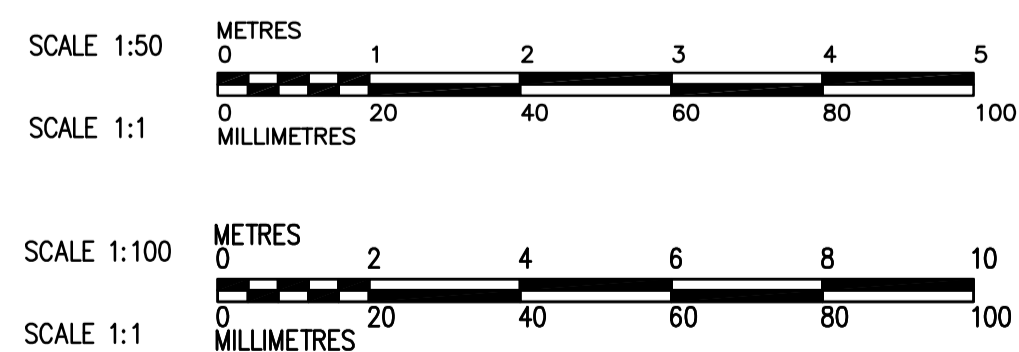
D SECTION-TYPICAL FOR EXHAUST DAMPERS
WG-H0120 1:50

DRAWING NOTES

- ① 13mm SQUARE WIRE MESH WELDED TO END.
- ② UNIT HEATER INSTALLATION, SEE DRAWING WG-H0401 DETAIL 4.
- ③ ROOF EXHAUST FAN MOUNTING, SEE DRAWING WG-H0401 DETAIL 5.
- ④ WALL EXHAUST FAN MOUNTING, SEE DRAWING WG-H0402 DETAIL 1.
- ⑤ 50mm ACOUSTIC LINER.
- ⑥ 25mm FOIL FACED INSULATION FOR OUTSIDE & SUPPLY AIR DUCT.
- ⑦ 915x1220 RELIEF AIR HOOD ON ROOF c/w BACK DRAFT DAMPER. TERMINATE INTAKE OPENING APPROX. 600mm BELOW ROOF DECK. SEE DRAWING WG-H0402 DETAIL 5.
- ⑧ MOTORIZED DAMPERS LOCATED IN O/A AND R/A SECTIONS TO COME WITH AIR HANDLING UNIT.

GENERAL NOTES

- 1. COORDINATE WITH OTHER TRADES SO AS TO PREVENT CONFLICTS.
- 2. ALL DUCTWORK SHALL BE SUPPORTED AND SUSPENDED AS PER SPECIFICATIONS AND LOCAL CODES (SEE DETAILS).



B.M. ELEV.	CH2M HILL Frederickson Cooper ARCHITECTS		EarthTech A Tyco International Ltd. Company		ENGINEER'S SEAL
	DESIGNED BY: AB/LJW	CHECKED BY: AMA, PVL	ORIGINAL SIGNED BY: A. BURACHYNSKY		2006/08/30
	DRAWN BY: LJW	APPROVED BY: AHL	CONSULTANT DRAWING NO. WG-H0202		
01 498-2006 ADDENDUM 4 06/10/10 DC	SCALE: AS NOTED	RELEASED FOR CONSTRUCTION BY: R. SOROKOWSKI			
00 ISSUED FOR TENDER 06/08/28 LJW	DATE: 2006/05/29	DATE: 2006/08/30			
NO. REVISIONS	DATE	BY			

THE CITY OF WINNIPEG
WATER AND WASTE DEPARTMENT
ENGINEERING DIVISION

WATER TREATMENT PLANT
STANDBY POWER GENERATOR

MECHANICAL
VENTILATION SECTIONS

CITY FILE NUMBER
SHEET OF
CITY DRAWING NUMBER
1-0601G-A-H0202-001-01D