




REV.	CABLE TAG	CABLE SPECIFICATIONS	LENGTH (m)	FROM	TO	DESCRIPTION	REMARKS
2	C-JT-H961B-C01	2-Strand 50/125/250 um Multi-mode		LCP-S11A Bulk Chemical Communication Panel	JT-H961B	SWGR 2B Power Meter Comm. Cable	Not in Contract 742-2005.
2	C-JT-H962A-C01	2-Strand 50/125/250 um Multi-mode		CP-H30A Plant Master PLC Communication Panel	JT-H962A	MCC 4A Power Meter Comm. Cable	
2	C-JT-H962B-C01	2-Strand 50/125/250 um Multi-mode		CP-H30A Plant Master PLC Communication Panel	JT-H962B	MCC 4B Power Meter Comm. Cable	
2	C-JY-H951A-C01	2-Strand 50/125/250 um Multi-mode		LCP-H10A Electrical Room No. 1 Communication Panel	JY-H951A	SWGR 1A Protection Relay Comm. Cable	
2	C-JY-H951B-C01	2-Strand 50/125/250 um Multi-mode		LCP-H10A Electrical Room No. 1 Communication Panel	JY-H951B	SWGR 1B Protection Relay Comm. Cable	
2	C-JY-H952A-C01	2-Strand 50/125/250 um Multi-mode		LCP-H10A Electrical Room No. 1 Communication Panel	JY-H952A	MCC 1A Protection Relay Comm. Cable	
2	C-JY-H952B-C01	2-Strand 50/125/250 um Multi-mode		LCP-H10A Electrical Room No. 1 Communication Panel	JY-H952B	MCC 1B Protection Relay Comm. Cable	
2	C-JY-H953A-C01	2-Strand 50/125/250 um Multi-mode		LCP-H10A Electrical Room No. 1 Communication Panel	JY-H953A	MCC 2A Protection Relay Comm. Cable	
2	C-JY-H953B-C01	2-Strand 50/125/250 um Multi-mode		LCP-H10A Electrical Room No. 1 Communication Panel	JY-H953B	MCC 2B Protection Relay Comm. Cable	
2	C-JY-H954A-C01	2-Strand 50/125/250 um Multi-mode		LCP-H10A Electrical Room No. 1 Communication Panel	JY-H954A	MCC 3A Protection Relay Comm. Cable	
2	C-JY-H954B-C01	2-Strand 50/125/250 um Multi-mode		LCP-H10A Electrical Room No. 1 Communication Panel	JY-H954B	MCC 3B Protection Relay Comm. Cable	
2	C-JY-H955A-C01	2-Strand 50/125/250 um Multi-mode		LCP-H10A Electrical Room No. 1 Communication Panel	JY-H955A	Main Building 4160/600 VAC XFMR A Protection Relay Comm. Cable	
2	C-JY-H955B-C01	2-Strand 50/125/250 um Multi-mode		LCP-H10A Electrical Room No. 1 Communication Panel	JY-H955B	Main Building 4160/600 VAC XFMR B Protection Relay Comm. Cable	
2	C-JY-H961A-C01	2-Strand 50/125/250 um Multi-mode		LCP-S11A Bulk Chemical Communication Panel	JY-H961A	SWGR 2A Protection Relay Comm. Cable	Not in Contract 742-2005.
2	C-JY-H961B-C01	2-Strand 50/125/250 um Multi-mode		LCP-S11A Bulk Chemical Communication Panel	JY-H961B	SWGR 2B Protection Relay Comm. Cable	Not in Contract 742-2005.
2	C-JY-H962A-C01	2-Strand 50/125/250 um Multi-mode		LCP-S11A Bulk Chemical Communication Panel	JY-H962A	MCC 4A Protection Relay Comm. Cable	Not in Contract 742-2005.
2	C-JY-H962B-C01	2-Strand 50/125/250 um Multi-mode		LCP-S11A Bulk Chemical Communication Panel	JY-H962B	MCC 4B Protection Relay Comm. Cable	Not in Contract 742-2005.

NOTES:  <p>Certificate of Authorization Earth Tech Canada Inc. No. 730 Expiry: April 30, 2006.</p>	B.M. ELEV.		 		ENGINEER'S SEAL ORIGINAL SIGNED BY S.W. TORMEY 2006/03/29 CONSULTANT DRAWING NO. WH-A0707	THE CITY OF WINNIPEG WATER AND WASTE DEPARTMENT ENGINEERING DIVISION					
	5	498-2006 ADDENDUM 2	06/09/22	BT				DESIGNED BY	SWT	CHECKED BY	SWT
	4	FOR CONSTRUCTION	06/07/28	BT				DRAWN BY	SWT	APPROVED BY	AHL
	3	GENERAL REVISIONS	06/07/13	BT		SCALE: NTS		RELEASED FOR CONSTRUCTION BY: R. SOROKOWSKI			
	2	742-2005 ADDENDUM 13	06/06/30	BT		DATE 2006/03/29		DATE 2006/03/29			
	1	742-2005 ADDENDUM 6	06/05/25	SWT		DATE 2006/03/29		DATE 2006/03/29			
0	ISSUED FOR TENDER	06/03/29	SWT	DATE 2006/03/29		DATE 2006/03/29					
NO.	REVISIONS	DATE	BY	DATE	2006/03/29	DATE	2006/03/29				
						WATER TREATMENT PLANT PLANT UTILITIES MECHANICAL AND ELECTRICAL AUTOMATION / I AND C PLANT COMMUNICATION CABLES CABLE LIST					
						CITY FILE NUMBER SHEET 7 OF 10 CITY DRAWING NUMBER 1-0601H-K-A0707-001-05B					