SHEET: COW-A1 (05/2005)

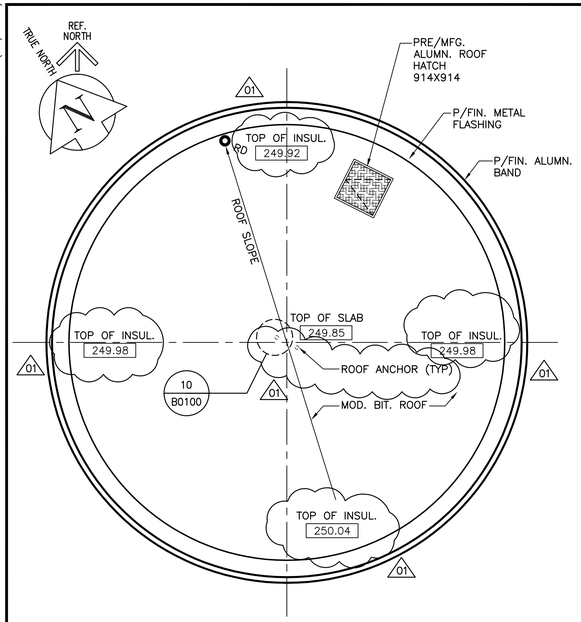

7 B0100 ROOF PLAN AT ELEV. 249.85
SCALE 1:75

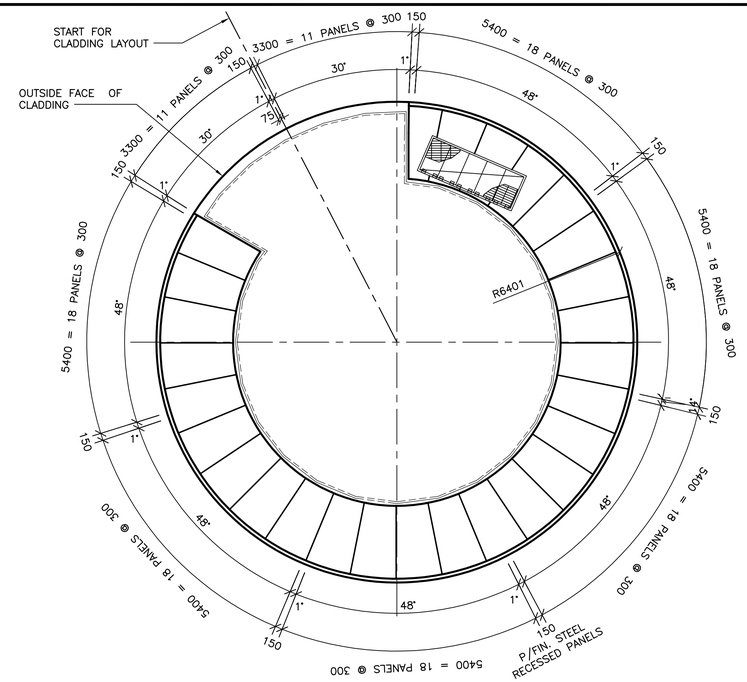

8 B0100 OVERFLOW PLAN AT ELEV. 245.70
SCALE 1:75

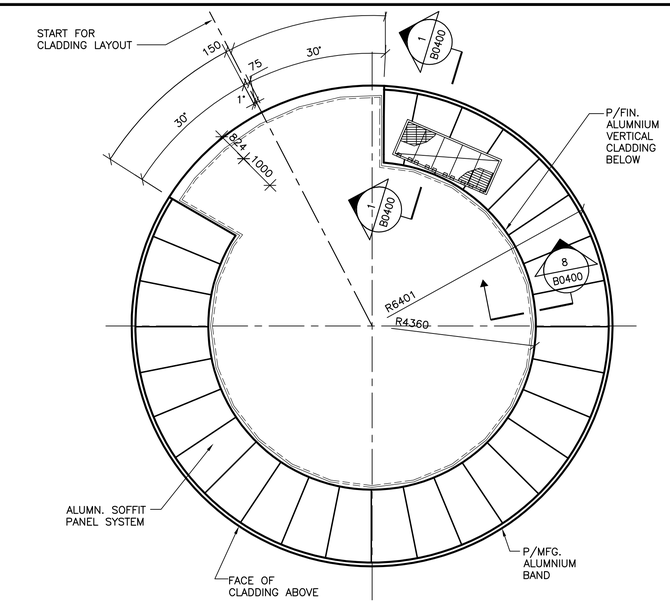

9 B0100 SOFFIT PLAN AT ELEV. 245.20
SCALE 1:75

DOOR SCHEDULE

	DOOR					FRAME						
NO.	WIDTHxHEIGHTxTHICKNESS	TYPE	MAT.	FINISH	GLASS	MAT.	FINISH	TYPE	JAMB	HEAD	RATING (HR)	REMARKS
101	900x2150x45	D1	HM	PNT	–	HM	PNT	–	J1	H1	–	
102	900x2150x45	D1	HM	PNT	–	HM	PNT	–	J1	H1	–	

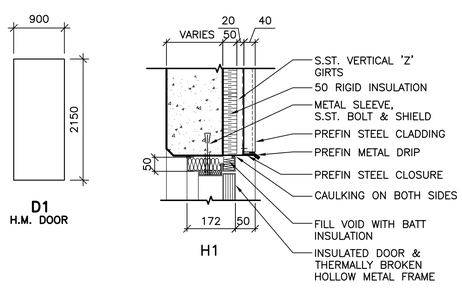

1 B0100 DOOR TYPE
SCALE 1:50

2 B0100 HEAD TYPE
SCALE 1:10

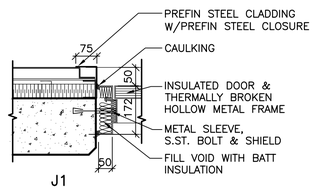

3 B0100 JAMB TYPE
SCALE 1:10

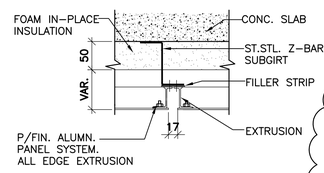

6 B0400 SOFFIT DETAIL
SCALE 1:5

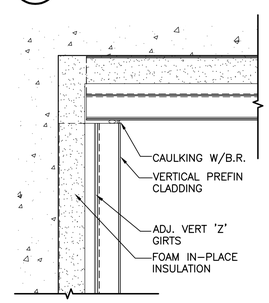

4 B0400 SOFFIT DETAIL
SCALE 1:5

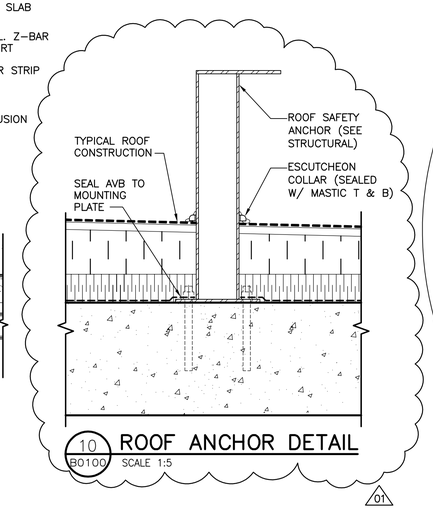

10 B0100 ROOF ANCHOR DETAIL
SCALE 1:5

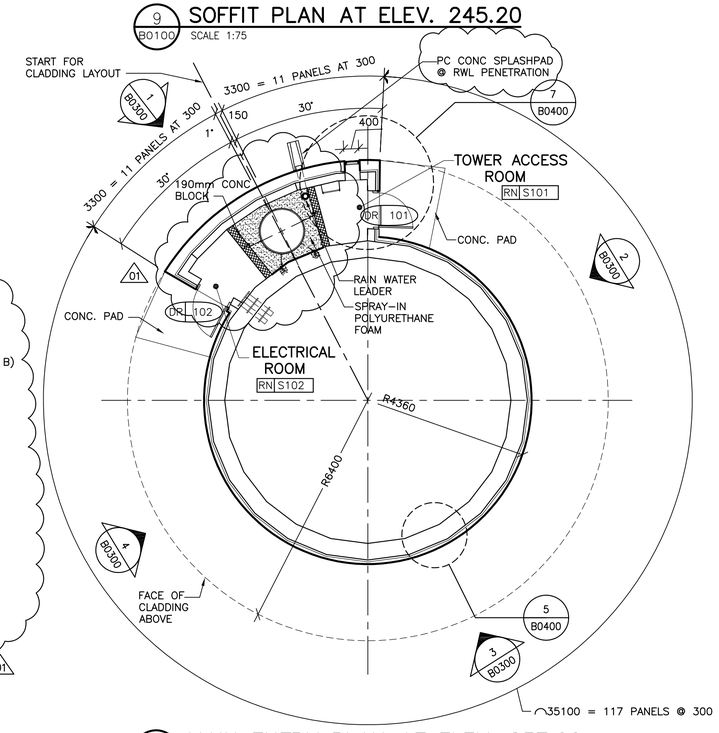

5 B0100 MAIN ENTRY PLAN AT ELEV. 237.00
SCALE 1:75

PROVINCE OF MANITOBA
NEIL COOPER
REGISTERED ARCHITECT

B.M.
ELEV.

NO.	REVISIONS	DATE	BY
01	37–2006 ADDENDUM 1	06/05/24	LK
00	ISSUED FOR TENDER	06/05/03	LK

CH2MHILL
Frederickson Cooper ARCHITECTS
EarthTech A Tyco International Ltd. Company

DESIGNED BY	TWS	CHECKED BY	TWS
DRAWN BY	SM	APPROVED BY	AHL
SCALE:	AS NOTED	RELEASED FOR CONSTRUCTION BY:	R. SOROKOWSKI
DATE	2006/04/21	DATE	2006/05/03

ENGINEER'S SEAL
ORIGINAL SIGNED BY
N. COOPER
2006/05/03
CONSULTANT DRAWING NO.
WY–B0100

Winnipeg
THE CITY OF WINNIPEG
WATER AND WASTE DEPARTMENT
ENGINEERING DIVISION

WATER TREATMENT PLANT
YARD PIPING AND VALVE CHAMBERS
SURGE TOWER CONSTRUCTION

ARCHITECTURAL
MAIN ENTRY, INTERMEDIATE, OVERFLOW, AND SOFFIT PLANS, DETAILS

CITY FILE NUMBER
SHEET OF
CITY DRAWING NUMBER
1-0601Y-A-B0100-001-01D

Last Save: 2006–05–24 4:17 PM

\\FCA–S\DATA\NC\JOBDATA\2004\04018 WINNIPEG WATER TREATMENT\02A–CAD\SURGE TOWER\ET\ARCH DWGS\06–05–24 ADDENDA\BOUND\DN_WY–B0100_ET–R1–BOUND.DWG