




CP-O11A	Liquid Oxygen Communication Panel					
Rev.	Comments	Jumper or Internal Cable	Conductor #	Cable	Cable Information	
0	Primary Liquid Oxygen PLC	Switch 1	01	RJ-45	C-CP-O11-C01	4-Pair #24 AWG - Cat 5E TO CP-O11
0	Standby Liquid Oxygen PLC		02	RJ-45	C-CP-O11-C02	4-Pair #24 AWG - Cat 5E TO CP-O11
0	Spare		03			
0	Spare		04			
0	Spare		05			
0	Spare		06			
0	Plant Control Network Receive	PP1: 01	07-Rx			
0	Plant Control Network Transmit	PP1: 02	07-Tx			
0	Plant Control Network Receive	PP1: 14	08-Rx			
0	Plant Control Network Transmit	PP1: 13	08-Tx			

<b>NOTES:</b> 1. Panel and Cabling are not in Contract 742-2005. Drawing Issued for Information Only.	B.M. ELEV.				 		ENGINEER'S SEAL		<b>THE CITY OF WINNIPEG</b> <b>WATER AND WASTE DEPARTMENT</b> <b>ENGINEERING DIVISION</b>						
					DESIGNED BY	SWT	CHECKED BY	SWT			WATER TREATMENT PLANT PLANT UTILITIES MECHANICAL AND ELECTRICAL				
					DRAWN BY	SWT	APPROVED BY	AHL	CITY FILE NUMBER						
					SCALE: <b>NTS</b>		RELEASED FOR CONSTRUCTION BY:	R. SOROKOWSKI	SHEET 23 OF 88						
	 Certificate of Authorization Earth Tech Canada Inc. No. 730 Expiry: April 30, 2006.				NO.	REVISIONS	DATE	BY	DATE	2006/03/29	DATE	2006/03/29	CONSULTANT DRAWING NO.	WH-A0523	CITY DRAWING NUMBER 1-0601H-J-A0523-001-01B

Thursday, May 25, 2006