




Rev.	Comments	Jumper or Internal Cable	Conductor #	Cable	Cable Information
		PP1			
0	Plant Control Network Receive	Switch 1: 07-Rx	01	C-CP-D01A-C01	12-Strand 62.5/125 um Multi-mode TO CP-H11A
0	Plant Control Network Transmit	Switch 1: 07-Tx	02		
0	Spare		03		
0	Spare		04		
0	Plant Monitoring Network Receive	Switch 2: 07-Rx	05		
0	Plant Monitoring Network Transmit	Switch 2: 07-Tx	06		
0	Spare		07		
0	Spare		08		
0	Spare		09		
0	Spare		10		
0	Spare		11		
0	Spare		12		
0	Plant Control Network Transmit	Switch 1: 08-Tx	13	C-CP-H11A-C02	12-Strand 62.5/125 um Multi-mode TO CP-H11A
0	Plant Control Network Receive	Switch 1: 08-Rx	14		
0	Spare		15		
0	Spare		16		
0	Plant Monitoring Network Transmit	Switch 2: 08-Tx	17		
0	Plant Monitoring Network Receive	Switch 2: 08-Rx	18		
0	Spare		19		
0	Spare		20		
0	Spare		21		
0	Spare		22		
0	Spare		23		
0	Spare		24		

NOTES: 1. Panel and Cabling are not in Contract 742-2005. Drawing Issued for Information Only.	B.M. ELEV.				 		ENGINEER'S SEAL ORIGINAL SIGNED BY S.W. TORMEY 2006/03/29 CONSULTANT DRAWING NO. WH-A0504	THE CITY OF WINNIPEG WATER AND WASTE DEPARTMENT ENGINEERING DIVISION			
					DESIGNED BY	SWT		CHECKED BY	SWT	WATER TREATMENT PLANT PLANT UTILITIES MECHANICAL AND ELECTRICAL	CITY FILE NUMBER
					DRAWN BY	SWT		APPROVED BY	AHL		SHEET 4 OF 88
					SCALE: NTS			RELEASED FOR CONSTRUCTION BY: R. SOROKOWSKI		AUTOMATION / I AND C PLANT COMMUNICATION CABLE TERMINATION DIAGRAMS	CITY DRAWING NUMBER
					NO.	REVISIONS		DATE	BY		1-0601H-J-A0504-001-01B
				1	742-2005 ADDENDUM 6	06/05/25	SWT				
				0	ISSUED FOR TENDER	06/03/29	SWT				



Certificate of Authorization
 Earth Tech Canada Inc.
 No. 730 Expiry: April 30, 2006.