SHEET: COW-A1 (05/2005)

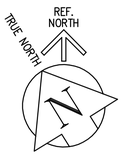

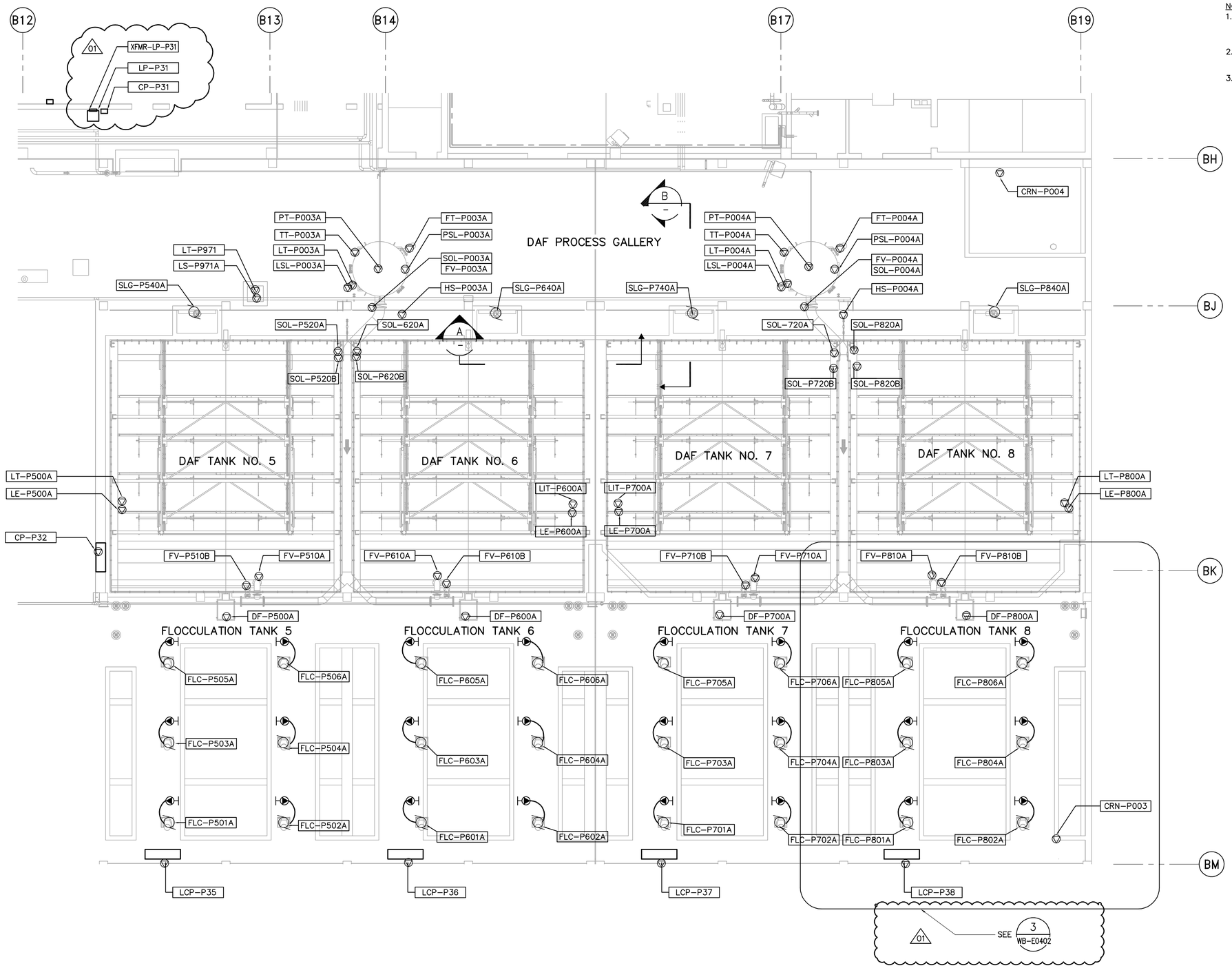

NOTES:

1. SEE MCC 4A & 4B SINGLE LINE DIAGRAMS AND PANEL SCHEDULES DP-H31 AND DP-H32 FOR 600V POWER DISTRIBUTION.
2. SEE DRAWINGS WB-E0402 AND WB-E0403 FOR FLOCCULATION TANK EQUIPMENT WIRING DETAILS.
3. SEE CABLE CLOCK DIAGRAMS CBD-P-31 THROUGH CBD-P-39 FOR DAF EQUIPMENT AND INSTRUMENT INTERCONNECTION WIRING REQUIREMENTS.

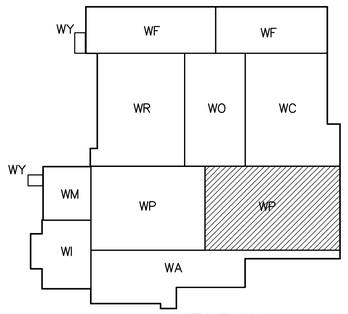

KEY PLAN

THIRD FLOOR PROCESS PLAN (AREA 2)

1:100

SCALE 1:100 METRES 0 2 4 6 8 10

SCALE 1:1 MILLIMETRES 0 20 40 60 80 100

APEGM
Certificate of Authorization
CH2M HILL Canada Ltd.
No. 1441 Expiry: April 30, 2007

B.M.
ELEV.

NO.	REVISIONS	DATE	BY
01	742-2005 ADDENDUM 3	06/05/05	LL
00	ISSUED FOR TENDER	06/03/29	LL

CH2MHILL
Frederickson Cooper ARCHITECTS
EarthTech A Tyco International Ltd. Company

DESIGNED BY	LL	CHECKED BY	ND
DRAWN BY	TL	APPROVED BY	AHL
SCALE:	1:100	RELEASED FOR CONSTRUCTION BY:	R. SOROKOWSKI
DATE	2005/07/12	DATE	2006/03/29

ENGINEER'S SEAL
ORIGINAL SIGNED BY
L.D. LLEWELLYN
2006/03/29

CONSULTANT DRAWING NO.
WP-E0134

Winnipeg
THE CITY OF WINNIPEG
WATER AND WASTE DEPARTMENT
ENGINEERING DIVISION

WATER TREATMENT PLANT
FLOCULATION AND DAF
MECHANICAL AND ELECTRICAL

ELECTRICAL
FLOC/DAF AREA 2
THIRD FLOOR PROCESS PLAN

CITY FILE NUMBER
SHEET OF
CITY DRAWING NUMBER
1-0601P-A-E0134-001-01D

Last Save: 2006-05-04 11:26 AM

C:\DOCUMENTS AND SETTINGS\SEVERITT\MY DOCUMENTS\NDMPROJ\321352 - WINNIPEGWTP\DN_WP-E0134_CH2M.DWG